

VOTE 293.		QUEEN'S PRINTER—Continued		
Incidentals and contingencies	Revised Statutes, 1958		\$140.68	
		\$1,194,593.64	1,208,231.22	
Less revenue				
		(Credit) \$13,637.58	22,506.75	
Transfer to Queen's Printer Operating Account (page B 20)				
Net loss for year				\$8,868.67
VOTE 294.		GOVERNMENT HOUSE		
Salaries	Temporary assistance	\$11,250.00	3,919.86	
		\$15,169.86	7,019.27	
Office expense	Travelling expense		162.90	
Travelling expense	Office furniture and equipment		147.26	
		\$22,499.29		
Less transfer, Vote 316—Temporary Assistance		\$619.86		
Less transfer, Vote 317—Salary Revision		840.00		
			1,459.86	21,039.43
VOTE 295.		ASSESSMENT ON CLASS 13 (THE CROWN) "WORKMEN'S COMPENSATION ACT"		
Assessment	Less sundry refunds	\$470,000.00	76,183.88	
				393,816.12
VOTE 296.		PUBLIC SERVICES MEDICAL PLAN		
Salaries	Office expense	\$2,640.00	150.00	
Contributions pursuant to sec. 5 (2) of the "Public Services Medical Plan Act"			481,763.37	484,553.37
VOTE 297.		CONTINGENCIES, INCIDENTALS, ENTERTAINMENT, GRANTS, ETC.		
Travelling expense	All expenditures	\$637.67	56,034.84	
				56,672.51
VOTE 298.		SPECIAL EXPENDITURE, CENTENNIAL YEAR 1958		
Temporary assistance	Travelling expense	\$1,126.66	122.50	
Travelling expense	All other expenditure		128,679.48	129,928.64
VOTE 299.		CONSTRUCTION AND OTHER GRANTS TO CHARITABLE AND OTHER ASSOCIATIONS		
Grants to charitable and other organizations	Construction grants to charitable and other organizations	\$183,450.00	100,850.00	
				284,300.00
VOTE 300.		CAPITAL IMPROVEMENT DISTRICT ACT		
Grant				201,575.75

VOTE 301.		COLLECTIONS OFFICE		
Salaries	Office expense	\$9,946.75	986.65	
Travelling expense			324.79	
		\$11,258.19	600.00	
Less transfer, Vote 317—Salary Revision				\$10,658.19

VOTE 302.		FARMS		
		(a) Colony Farm		
Salaries	Temporary assistance	\$126,471.44	34,921.52	
		\$161,392.96	534.33	
Office expense	Travelling expense		468.50	
Travelling expense	Heat, light, power, and water		7,035.69	
Heat, light, power, and water	Equipment and machinery		4,213.14	
Equipment and machinery	Maintenance of buildings and grounds		1,301.26	
Maintenance of buildings and grounds	Repairs to farm implements		2,683.01	
Repairs to farm implements	Blacksmith supplies		540.55	
Blacksmith supplies	Clearing new land			
Clearing new land	Incidentals and contingencies		28,983.65	
Incidentals and contingencies	Feed for stock		95,312.69	
Feed for stock	Fertilizer and seed		6,227.67	
Fertilizer and seed	Cannery supplies		40,039.40	
Cannery supplies	Farm drainage		2,614.84	
Farm drainage		\$351,367.69		
Less rentals	Less sundry sales	\$2,071.18	20,105.03	
Less sundry sales	Less sundry transfers		428,461.85	
Less sundry transfers	Less transfer, Vote 317—Salary Revision		9,612.00	
Less transfer, Vote 317—Salary Revision				460,250.06
		(Credit) \$108,882.37		
Excess of receipts over disbursements applied to various votes				108,882.37

		(b) Colquitz Farm		
Salaries	Office expense	\$27,599.40	125.49	
Travelling expense	Heat, light, power, and water		2,327.89	
Heat, light, power, and water	Equipment and machinery		479.21	
Equipment and machinery	Maintenance of buildings and grounds			
Maintenance of buildings and grounds	Repairs to farm equipment		397.07	
Repairs to farm equipment	Incidentals and contingencies		3,968.18	
Incidentals and contingencies	Feed for stock		13,296.94	
Feed for stock	Fertilizer and seed		1,111.43	
Fertilizer and seed	Feeder stock		3,568.00	
Feeder stock		\$52,873.61		
Less rentals	Less sundry sales	\$834.00	258.93	
Less sundry sales	Less sundry transfers		48,455.28	
Less sundry transfers	Less transfer, Vote 317—Salary Revision		5,832.00	
Less transfer, Vote 317—Salary Revision				55,380.21
		(Credit) \$2,506.60		
Excess of receipts over disbursements applied to various votes				2,506.60

PROVINCIAL MENTAL HEALTH SERVICES—Continued

VOTE 306.

PROVINCIAL MENTAL HOSPITALS—Continued

(a) Crease Clinic (Clinic of Psychological Medicine)—Continued

Brought forward	\$1,145,253.40	
Less board	\$30,189.00	
Less rentals	5,250.61	
Less drawback on alcohol	208.14	
Less sundry refunds	112.17	
Less transfer, Vote 302, proportion of excess farm receipts applied	6,194.03	
	41,953.95	\$1,103,299.45

(b) Essondale

Salaries	\$3,010,112.56	
Temporary assistance	433,137.72	
	\$3,443,250.28	
Office expense	51,330.84	
Travelling expense	8,884.86	
Office furniture and equipment	2,402.67	
Heat, light, power, and water	260,016.09	
Medical care	407,903.70	
Dietary	1,005,411.16	
Laundry	27,647.78	
Grant to trustee of Patients' Comfort Fund	5,000.00	
Neurological research, University of British Columbia	7,500.00	
Bursaries, psychiatric nurses	1,200.00	
Cars and trucking	10,514.37	
Nursing and ward supplies	342,019.06	
Occupational and recreational therapy	15,127.91	
Incidentals and contingencies	42,778.00	
Administration of "Psychiatric Nurses Act"	1,230.43	
	\$5,632,217.15	
Less board	\$11,052.00	
Less rentals	29,158.63	
Less registration fees re "Psychiatric Nurses Act"	2,500.00	
Less sale of occupational-therapy articles	6,013.83	
Less drawback on alcohol	858.64	
Less transport	1,251.50	
Less sundry receipts	1,297.52	
Less sundry refunds	570.66	
Less sundry transfers	58,155.00	
Less transfer, Vote 302, proportion of excess farm receipts applied	91,029.18	
	201,886.96	5,430,330.19

(c) Woodlands School

Salaries	\$1,712,501.04	
Temporary assistance	181,514.73	
	\$1,894,015.77	
Office expense	7,707.95	
Travelling expense	2,071.16	
Office furniture and equipment	1,727.42	
Heat, light, power, and water	102,680.56	
Medical care	66,848.39	
Dietary	459,775.35	
Laundry	36,000.00	
Cars and trucking	3,984.93	
Nursing and ward supplies	182,863.07	
Occupational and recreational therapy	5,862.52	
Incidentals and contingencies	17,764.98	
Carried forward	\$2,781,302.10	

PROVINCIAL MENTAL HEALTH SERVICES—Continued

VOTE 306.

PROVINCIAL MENTAL HOSPITALS—Continued

(c) Woodlands School—Continued

Brought forward	\$2,781,302.10	
Less board	\$11,670.00	
Less rentals	3,924.68	
Less sundry receipts	309.80	
	15,904.48	\$2,765,397.62

(d) Colquitz

Salaries	\$257,850.09	
Temporary assistance	17,626.43	
	\$275,476.52	
Office expense	1,554.08	
Travelling expense	208.94	
Office furniture and equipment		
Heat, light, power, and water	28,454.10	
Medical care	4,984.21	
Dietary	107,168.66	
Laundry	935.06	
Cars and trucking	270.77	
Nursing and ward supplies	27,087.13	
Occupational and recreational therapy	329.07	
Incidentals and contingencies	4,595.77	
	\$451,064.31	
Less board	\$3,675.00	
Less rentals	2,206.00	
Less sundry refunds	407.62	
Less sundry transfers	182.96	
Less transfer, Vote 302, proportion of excess farm receipts applied	4,041.84	
	10,513.42	440,550.89
Less maintenance receipts	\$1,228,838.20	\$9,739,578.15
Less chargeable to Government of Canada re—		
Immigrants	\$3,624.40	
Hungarian refugees	651.90	
	4,276.30	
Less transfer, Vote 317—Salary Revision	431,700.00	
	1,664,814.50	\$8,074,763.65

VOTE 307.

MENTAL HEALTH CENTRE

Salaries	\$139,254.84	
Temporary assistance	3,478.60	
	\$142,733.44	
Office expense	718.38	
Travelling expense	1,829.38	
Office furniture and equipment	1,563.37	
Heat, light, power, and water	8,135.20	
Medical care	9,290.02	
Dietary	9,017.61	
Laundry	1,500.00	
Cars and trucking	2,856.54	
Nursing and ward supplies	2,807.35	
Occupational and recreational therapy	1,094.82	
Incidentals and contingencies	901.11	
	\$187,447.22	
Less board	\$2,100.00	
Less sundry receipts	325.56	
Less transfer, Vote 317—Salary Revision	9,540.00	
	11,965.56	170,481.66

Business:

J. F. ANDERSON, *Assistant Business Manager.* W. GUEHO, *Cashier.*
G. A. GRIEVE, *Cost Accountant.* R. BOULTER, *Steward.*
Miss A. POTOMA, *Business Stenographer.*

Chaplains:

Rev. J. F. O'NEIL, *Protestant.* Rev. Father A. FRECHETTE, *Roman Catholic.*

PROVINCIAL MENTAL HOME, COLQUITTZ

L. G. C. D'EASUM, M.B., *Medical Superintendent.*
H. C. YARDLEY, *Deputy Business Manager.* E. F. GROOME, *Chief Male Psychiatric Nurse.*

THE WOODLANDS SCHOOL, NEW WESTMINSTER

L. A. KERWOOD, M.D., D.P.M., *Medical Superintendent.*
A. P. HUGHES, B.Sc., M.D., *Deputy Medical Superintendent.*
W. O. BOOTH, *Deputy Business Manager.*

A. GALLINGER, M.D., C.M.
B. TISCHLER, M.D.
T. KAMBURROFF, M.D.
E. M. TREDGER, M.D.
R. E. MANNING, M.D.
H. T. DAVIDSON, D.D.S.
Miss V. SANDERS, R.N., *Superintendent of Nurses.*
Mrs. H. M. DAVY, *School Principal.*

Miss M. C. HARDY, *Supervisor, Social Service.*
H. MERCER, *Industrial Arts Instructor.*
J. LYNES, *Recreational Instructor.*
J. ELLIOT, *Chief Male Psychiatric Nurse.*
R. NASH, *Instructor, Male Psychiatric Nurses.*
J. NUTTALL, B.A., B.Ed., *Psychologist.*
H. KADNE, *Pharmacist.*
Miss E. HENSHAW, *Senior Clerk-Stenographer.*

Chaplains:

Rev. L. HANKINSON, *Protestant.* Rev. Father J. R. BERNARD, *Roman Catholic.*

GERIATRIC DIVISION

B. F. BRYSON, B.A., M.D., C.M., F.A.P.A., *Medical Superintendent.*

Port Coquitlam Unit

A. I. SMITH, *Deputy Business Manager.*
W. LAZORKO, M.D.
Miss E. JOHNSTONE, R.N., *Superintendent of Nurses.*
Mrs. A. FRITH, B.Sc.(H.Ec.), *Dietician.*
Miss M. JORGENSEN, *Senior Clerk-Stenographer.*

Vernon Unit

L. W. FOX, *Supervisor.*
Miss M. O. LIPSEY, R.N., *Superintendent of Nurses.*
J. SMITH, M.D., *Visiting Physician.*
Rev. C. E. REEVE, *Protestant Chaplain.*
Monsignor J. MILES, *Roman Catholic Chaplain.*

Terrace Unit

W. E. SKILLICORN, *Supervisor.*
F. STEWART, *Chief Psychiatric Nurse.*
R. E. LEE, M.D., *Visiting Physician.*
Archdeacon C. A. HINCHLIFFE, *Protestant Chaplain.*
Rev. Father O. P. MOHAN, O.M.I., *Roman Catholic Chaplain.*

**MENTAL HEALTH CENTRE
ADULT CLINIC AND CHILDREN'S CLINIC**

F. E. McNAIR, B.A., M.D., C.M., *Director.*
T. L. BROWN, B.Com., *Unit Business Manager.*

W. E. POWLES, B.A., M.D., *Senior Psychiatrist, Adult Clinic.* D. B. RICKETTS, B.A., M.S.W., *Supervisor, Social Service.*
G. M. KIRKPATRICK, B.A., M.D., *Senior Psychiatrist, Children's Clinic.* Miss M. MUNRO, B.A., M.A., *Supervisor, Psychology.*
Mrs. M. LAE, R.N., B.S.N., *Supervisor of Nursing.* Miss A. BAILEY, M.A.O.T., O.T.R., *Supervisor, Occupational Therapy.*
Miss E. E. JACKSON, *Senior Stenographer.*

Report of Mental Health Services Branch

For the Twelve Months Ended March 31st, 1959

PART I.—HEADQUARTERS

REPORT OF DIRECTOR OF MENTAL HEALTH SERVICES

A. E. DAVIDSON, M.D., DEPUTY MINISTER OF MENTAL HEALTH SERVICES
AND DIRECTOR OF MENTAL HEALTH SERVICES

Several very important and significant changes have taken place this year within the organization of the Mental Health Services. Dr. A. M. Gee, Director of Mental Health Services, retired from the service on August 31st, 1958. Dr. Gee had been in Government service and in the field of mental health in our Province since 1924. He was appointed to the position of Director of Mental Health Services in 1950. It is certain that more new developments and progress took place in the field of mental health during the eight years of his tenure of office than in any other corresponding period in the history of our services. His broad experience and his sound judgment will be sadly missed. On Dr. Gee's retirement, Dr. A. E. Davidson, who had previously occupied the position of Deputy Director of Mental Health Services, was appointed to the position of Director.

On December 31st, 1958, Mr. R. A. Pennington, who had been Deputy Provincial Secretary and the responsible deputy since 1947, was retired on superannuation. During the period Mr. Pennington was in this office he developed a great deal of interest and insight into the problems of mental health of the Province. He was a tower of strength in the development and promotion of advances in this field. Mr. Pennington was succeeded by Mr. L. J. Wallace, who remained in charge of the Department until March 25th, 1959.

At the 1959 Session of the Legislature considerable reorganization within the Government resulted in the transfer of the Mental Health Services from the Provincial Secretary's Department to the newly created Department of Health Services and Hospital Insurance. The Mental Health Services is one of the three branches of the new Department, along with the Health Branch and the Branch of Hospital Insurance. The Mental Health Services Branch is represented by its Deputy Minister, responsible to the Minister of Health Services and Hospital Insurance.

This reorganization has important implications as far as mental health is concerned. It brings the service into closer association with the other agencies in the over-all health field, which should facilitate the development of this service. It also gives, through the Deputy Minister's office, a more direct approach to the Government. It is to be hoped that the new organization will promote the adequate development of the service.

Occurring more or less at the same time and having equally important implications for the future was the Government's decision to ask the American Psychiatric Association to conduct a survey into the mental-health needs and resources of the Province. Arrangements to have this survey conducted were made by the Provincial Secretary in October, 1958. Since then the initial phases of the survey have been initiated. Dr. Mathew Ross, medical director of the American Psychiatric Association, has visited many of the areas and agencies to lay the groundwork for the inquiries which will follow and be continued during the next year. It is our hope that this study will assist in the planning of the

FINANCIAL TABLES

TABLE A.—SHOWING THE AVERAGE NUMBER OF PATIENTS IN RESIDENCE EACH YEAR, THE TOTAL AMOUNTS SPENT FOR MAINTENANCE, AND THE GROSS YEARLY AND DAILY PER CAPITA COST, 1949/50 TO 1958/59.

Institution	Average Number in Residence	Maintenance Expenditure	Yearly per Capita Cost	Daily per Capita Cost
1949/50				
Provincial Mental Hospital, New Westminster	650.83	\$891,944.27	\$1,370.55	\$3.75
Provincial Mental Hospital, Essondale	3,556.78	3,500,902.41	984.29	2.70
Provincial Mental Home, Coquitlam	287.02	384,874.24	1,340.93	3.67
Home for the Aged, Port Coquitlam	380.15	374,093.25	984.07	2.70
Home for the Aged, Vernon	202.57	215,009.96	1,061.41	2.91
Totals for the year	5,077.35	\$5,366,824.13	\$1,057.01	\$2.90
1950/51				
Provincial Mental Hospital, New Westminster	763.81	\$1,081,062.76	\$1,415.35	\$3.88
Provincial Mental Hospital, Essondale	3,425.98	3,419,512.37	998.05	2.73
Provincial Mental Home, Coquitlam	286.82	388,744.44	1,353.36	3.71
Home for the Aged, Port Coquitlam	384.74	437,282.20	1,136.56	3.11
Home for the Aged, Vernon	231.42	244,853.02	1,058.05	2.90
Home for the Aged, Terrace	74.07	139,016.27	1,876.82	5.14
Crease Clinic	192.52	525,256.87	2,728.32	7.47
Totals for the year	5,359.36	\$6,235,527.93	\$1,163.48	\$3.19
1951/52				
Provincial Mental Hospital, New Westminster	799.47	\$1,284,649.25	\$1,606.88	\$4.39
Provincial Mental Hospital, Essondale	3,485.14	4,021,001.69	1,153.75	3.15
Provincial Mental Home, Coquitlam	282.68	407,123.16	1,440.23	3.94
Home for the Aged, Port Coquitlam	381.03	504,668.17	1,324.48	3.62
Home for the Aged, Vernon	216.43	309,649.05	1,430.71	3.91
Home for the Aged, Terrace	208.97	265,697.50	1,271.46	3.47
Crease Clinic	188.82	689,466.11	3,640.85	9.95
Totals for the year	5,562.54	\$7,482,254.93	\$1,345.11	\$3.68
1952/53				
Provincial Mental Hospital, New Westminster	949.24	\$1,590,703.00	\$1,675.76	\$4.59
Provincial Mental Hospital, Essondale	3,440.34	4,441,278.38	1,290.94	3.54
Provincial Mental Home, Coquitlam	284.79	433,108.50	1,520.80	4.17
Home for the Aged, Port Coquitlam	442.94	617,445.55	1,393.97	3.82
Home for the Aged, Vernon	224.18	384,971.73	1,717.24	4.70
Home for the Aged, Terrace	292.07	325,842.57	1,115.63	3.06
Crease Clinic	230.77	759,406.04	3,290.75	9.02
Totals for the year	5,864.33	\$8,552,755.77	\$1,458.44	\$4.00
1953/54				
The Woodlands School	1,150.76	\$1,768,922.31	\$1,537.18	\$4.21
Provincial Mental Hospital, Essondale	3,491.15	4,393,682.65	1,258.52	3.45
Provincial Mental Home, Coquitlam	285.28	421,622.61	1,477.93	4.05
Home for the Aged, Port Coquitlam	469.13	683,511.48	1,456.98	3.99
Home for the Aged, Vernon	228.26	378,006.20	1,656.03	4.54
Home for the Aged, Terrace	293.19	330,968.40	1,128.85	3.09
Crease Clinic	235.16	788,302.36	3,352.20	9.18
Totals for the year	6,152.93	\$8,765,016.01	\$1,424.53	\$3.90
1954/55				
The Woodlands School	1,204.60	\$1,811,848.81	\$1,504.11	\$4.12
Provincial Mental Hospital, Essondale	3,517.75	4,685,444.76	1,331.94	3.65
Provincial Mental Home, Coquitlam	285.74	426,786.04	1,493.62	4.09
Home for the Aged, Port Coquitlam	527.33	739,859.92	1,403.03	3.84
Home for the Aged, Vernon	230.72	368,726.10	1,598.15	4.38
Home for the Aged, Terrace	296.42	328,553.97	1,108.41	3.04
Crease Clinic	238.63	860,673.73	3,606.73	9.88
Totals for the year	6,301.19	\$9,221,893.33	\$1,463.52	\$4.01
1955/56				
The Woodlands School	1,219.45	\$2,032,263.32	\$1,666.34	\$4.55
Provincial Mental Hospital, Essondale	3,508.79	5,377,708.34	1,532.64	4.19
Provincial Mental Home, Coquitlam	285.30	428,248.27	1,501.05	4.10
Home for the Aged, Port Coquitlam	539.27	797,392.10	1,478.65	4.04
Home for the Aged, Vernon	229.62	371,438.14	1,617.62	4.42
Home for the Aged, Terrace	287.30	351,087.68	1,222.02	3.34
Crease Clinic	257.96	935,501.07	3,626.34	9.91
Totals for the year	6,327.69	\$10,293,638.92	\$1,626.76	\$4.44

TABLE A.—SHOWING THE AVERAGE NUMBER OF PATIENTS IN RESIDENCE EACH YEAR, THE TOTAL AMOUNTS SPENT FOR MAINTENANCE, AND THE GROSS YEARLY AND DAILY PER CAPITA COST, 1949/50 TO 1958/59—Continued.

Institution	Average Number in Residence	Maintenance Expenditure	Yearly per Capita Cost	Daily per Capita Cost
1956/57				
The Woodlands School	1,232.48	\$2,246,193.06	\$1,822.50	\$4.99
Provincial Mental Hospital, Essondale	3,503.60	5,851,370.53	1,670.10	4.58
Provincial Mental Home, Coquitlam	284.81	446,497.91	1,567.70	4.30
Home for the Aged, Port Coquitlam	541.83	831,370.73	1,534.38	4.20
Home for the Aged, Vernon	232.58	402,867.14	1,732.17	4.75
Home for the Aged, Terrace	288.45	350,880.96	1,216.43	3.33
Crease Clinic	232.85	996,288.31	4,278.67	11.72
Totals for the year	6,316.60	\$11,125,468.64	\$1,761.31	\$4.83
1957/58				
The Woodlands School	1,266.21	\$2,484,024.86	\$1,961.78	\$5.37
Provincial Mental Hospital, Essondale	3,410.79	5,716,745.90	1,676.08	4.59
Provincial Mental Home, Coquitlam	285.36	460,863.85	1,615.03	4.42
Home for the Aged, Port Coquitlam	538.56	898,225.93	1,667.83	4.57
Home for the Aged, Vernon	231.34	395,584.86	1,709.97	4.68
Home for the Aged, Terrace	288.63	379,826.63	1,315.96	3.61
Crease Clinic	235.31	1,077,897.96	4,580.76	12.55
Totals for the year	6,256.20	\$11,413,169.99	\$1,824.30	\$5.00
1958/59				
The Woodlands School	1,377.31	\$2,968,725.50	\$2,155.45	\$5.91
Provincial Mental Hospital, Essondale	3,301.84	6,088,091.20	1,843.84	5.05
Provincial Mental Home, Coquitlam	282.99	488,028.69	1,724.55	4.72
Home for the Aged, Port Coquitlam	539.13	961,921.63	1,784.22	4.89
Home for the Aged, Vernon	226.33	410,529.00	1,813.86	4.97
Home for the Aged, Terrace	282.92	386,804.84	1,367.19	3.75
Crease Clinic	236.88	1,149,344.46	4,852.01	13.29
Totals for the Year	6,247.40	\$12,453,445.32	\$1,993.38	\$5.46

TABLE B.—SUMMARY STATEMENT SHOWING THE GROSS AND NET PER CAPITA COST OF PATIENTS IN ALL MENTAL HEALTH SERVICES INSTITUTIONS FOR THE YEAR ENDED MARCH 31ST, 1959.

Gross operating costs—	
Crease Clinic _____	\$1,149,344.46
Provincial Mental Hospital, Essondale _____	6,088,091.20
The Woodlands School, New Westminster _____	2,968,725.50
Provincial Mental Home, Colquitz _____	488,028.69
Home for the Aged, Port Coquitlam _____	961,921.63
Home for the Aged, Vernon _____	410,529.00
Home for the Aged, Terrace _____	386,804.84
<hr/>	
Gross cost for all institutions _____	\$12,453,455.32
Less collections remitted to Treasury _____	1,838,158.33
<hr/>	
	\$10,615,286.99
<hr/>	
Daily average population _____	6,247.40
Gross per capita cost, one year _____	\$1,993.38
Gross per capita cost, one day _____	5.46
Net per capita cost, one year _____	1,699.15
Net per capita cost, one day _____	4.66

Revenue (Patients' Maintenance Collections) of the Mental Health Services for the Past Ten Years

1949/50 _____	\$730,442.02	1954/55 _____	\$1,343,848.02
1950/51 _____	763,884.12	1955/56 _____	1,358,708.26
1951/52 _____	928,398.83	1956/57 _____	1,546,266.32
1952/53 _____	1,147,831.65	1957/58 _____	1,724,046.70
1953/54 _____	1,300,056.89	1958/59 _____	1,838,158.33

TABLE C.—EXPENSE STATEMENT OF THE WOODLANDS SCHOOL, NEW WESTMINSTER, FOR TWELVE MONTHS ENDED MARCH 31ST, 1959

Salaries, Supplies, and Operating Expenses	Net Vouchered Expenditure as per Public Accounts	Service and Supplies from Other Departments		Inventory Adjustments		Actual Cost of Operation	Yearly per Capita Cost
		Headquarters	Public Works Department	Plus on Hand, Mar. 31, 1958	Less on Hand, Mar. 31, 1959		
Travelling expense.....	\$2,030.16	\$25,048.57				\$2,030.16	\$1.47
Office expense.....	27,029.69					27,029.69	37.81
Medical care.....	212,086.20					205,662.76	149.32
Nursing and ward supplies.....	1,711,296.86			\$14,288.94	\$20,712.38	1,711,296.86	1,242.49
Dietary.....	530,770.29					530,770.29	385.37
Heat, light, water, and power.....	102,680.06			1,823.14	1,302.83	103,200.87	74.93
Laundry.....	11,907.33					36,000.00	26.14
Care and trucking.....	91,440.39					11,907.33	8.65
Occupational and recreational therapy.....	46,349.14	3,314.00	184,008.44			91,440.39	66.39
Incidentals and contingencies.....						43,663.14	31.70
Buildings, grounds, and general maintenance.....				25,148.00	28,481.00	180,675.44	131.18
Totals	\$2,765,590.62	\$28,362.57	\$184,008.44	\$41,260.08	\$50,496.21	\$2,968,725.50	\$2,135.45

TABLE D.—EXPENSE STATEMENT OF THE PROVINCIAL MENTAL HOSPITAL, ESSONDALE, FOR TWELVE MONTHS ENDED MARCH 31ST, 1959

Salaries, Supplies, and Operating Expenses	Net Vouchered Expenditure as per Public Accounts	Service and Supplies from Other Departments		Inventory Adjustments		Actual Cost of Operation	Yearly per Capita Cost
		Headquarters	Public Works Department	Plus on Hand, Mar. 31, 1958	Less on Hand, Mar. 31, 1959		
Travelling expense.....	\$8,890.84	\$60,037.05				\$8,890.84	\$2.69
Office expense.....	166,971.47					227,008.52	68.75
Medical care.....	786,255.08					744,388.32	225.43
Nursing and ward supplies.....	2,590,643.07			\$109,591.29	\$151,458.05	2,615,083.60	792.01
Dietary.....	1,274,455.53			102,115.03	73,208.59	1,301,241.62	395.21
Heat, light, water, and power.....	260,016.09			38,966.68	25,334.15	302,411.62	82.18
Laundry.....	102,951.43					102,951.43	31.18
Care and trucking.....	65,227.43					65,227.43	19.75
Occupational and recreational therapy.....	138,592.26					138,592.26	41.97
Incidentals and contingencies.....	127,183.17	7,943.08	\$487,833.65	84,333.00	98,334.69	135,126.25	40.92
Buildings, grounds, and general maintenance.....						473,831.96	143.31
Totals	\$5,571,168.37	\$67,980.13	\$487,833.65	\$507,906.82	\$496,395.77	\$6,088,091.20	\$1,843.84

TABLE E.—EXPENSE STATEMENT OF THE PROVINCIAL MENTAL HOME, COLQUITZ, FOR TWELVE MONTHS ENDED MARCH 31ST, 1959

Salaries, Supplies, and Operating Expenses	Net Vouchered Expenditure as per Public Accounts		Service and Supplies from Other Departments		Inventory Adjustments		Actual Cost of Operation	Yearly per Capite Cost
	Headquarters	Public Works Department	Headquarters	Public Works Department	Plus on Hand, Mar. 31, 1958	Less on Hand, Mar. 31, 1959		
Travelling expense	\$208.94						\$208.94	\$0.74
Office expense	14,287.19		\$5,146.03				19,433.22	68.67
Medical care	7,934.21						7,934.21	28.04
Nursing and ward supplies	244,702.09				\$10,461.32	\$9,096.04	246,067.37	869.53
Dietary	118,024.48				8,396.79	7,748.26	117,673.01	415.82
Heat, light, water, and power	28,454.10				841.35	645.16	28,650.29	101.24
Laundry	4,059.94						4,059.94	14.33
Cars and trucking	270.77						270.77	0.96
Occupational and recreational therapy	18,649.47		680.84				18,649.47	65.90
Incidentals and contingencies	8,001.34					4,610.57	8,682.28	30.68
Buildings, grounds, and general maintenance					\$14,378.60		36,399.09	128.62
Totals	\$444,592.73		\$5,826.87		\$25,130.52	\$13,100.03	\$488,078.69	\$1,774.55

TABLE F.—EXPENSE STATEMENT OF THE HOME FOR THE AGED, FORT COQUITLAM, FOR TWELVE MONTHS ENDED MARCH 31ST, 1959

Salaries, Supplies, and Operating Expenses	Net Vouchered Expenditure as per Public Accounts		Service and Supplies from Other Departments		Inventory Adjustments		Actual Cost of Operation	Yearly per Capite Cost
	Headquarters	Public Works Department	Headquarters	Public Works Department	Plus on Hand, Mar. 31, 1958	Less on Hand, Mar. 31, 1959		
Travelling expense	\$514.05						\$514.05	\$0.95
Office expense	2,497.26		\$9,803.59				12,300.85	22.82
Medical care	58,286.90						58,286.90	108.11
Nursing and ward supplies	563,371.32						563,371.32	1,044.87
Dietary	226,906.63						226,906.63	430.88
Heat, light, water, and power	39,698.00						39,698.00	73.63
Laundry	10,800.00						10,800.00	20.03
Cars and trucking	4,150.48						4,150.48	7.70
Occupational and recreational therapy	2,868.86						2,868.86	5.32
Incidentals and contingencies	2,274.74		1,297.04				3,571.78	6.63
Buildings, grounds, and general maintenance					\$19,302.76		39,302.76	73.28
Totals	\$911,318.24		\$11,100.63		\$39,302.76		\$981,971.63	\$1,784.22

TABLE G.—EXPENSE STATEMENT OF THE HOME FOR THE AGED, VERNON, FOR TWELVE MONTHS ENDED MARCH 31ST, 1959

Salaries, Supplies, and Operating Expenses	Net Vouchered Expenditure as per Public Accounts		Service and Supplies from Other Departments		Inventory Adjustments		Actual Cost of Operation	Yearly per Capite Cost
	Headquarters	Public Works Department	Headquarters	Public Works Department	Plus on Hand, Mar. 31, 1958	Less on Hand, Mar. 31, 1959		
Travelling expense	\$478.24						\$478.24	\$2.11
Office expense	12,794.43		\$4,112.28				16,906.71	74.70
Medical care	12,254.16						12,254.16	54.69
Nursing and ward supplies	194,830.55				\$3,077.81	\$2,954.41	196,123.17	866.54
Dietary	87,411.25				13,640.84	12,348.22	87,140.51	383.02
Heat, light, water, and power	17,682.91				1,714.66	1,985.40	18,245.41	80.82
Laundry	17,357.36				1,611.30	1,048.80	17,357.36	76.69
Occupational and recreational therapy	3,256.27		544.07				3,256.27	14.24
Incidentals and contingencies	11,121.85						11,121.85	51.54
Buildings, grounds, and general maintenance					4,832.62	6,322.06	47,007.85	207.70
Totals	\$357,157.02		\$4,656.35		\$18,498.29	\$24,659.89	\$410,529.00	\$1,813.86

TABLE H.—EXPENSE STATEMENT OF THE HOME FOR THE AGED, TERRACE, FOR TWELVE MONTHS ENDED MARCH 31ST, 1959

Salaries, Supplies, and Operating Expenses	Net Vouchered Expenditure as per Public Accounts		Service and Supplies from Other Departments		Inventory Adjustments		Actual Cost of Operation	Yearly per Capite Cost
	Headquarters	Public Works Department	Headquarters	Public Works Department	Plus on Hand, Mar. 31, 1958	Less on Hand, Mar. 31, 1959		
Travelling expense	\$312.44						\$312.44	\$1.10
Office expense	12,651.51		\$5,146.03				17,797.54	62.51
Medical care	12,509.03						12,509.03	44.21
Nursing and ward supplies	146,529.55				\$15,548.92	\$12,339.67	148,728.85	524.73
Dietary	106,870.60				6,441.30	6,760.55	106,551.35	372.73
Heat, light, water, and power	21,411.35				1,580.00	1,421.00	21,570.35	77.47
Laundry	8,344.05						8,344.05	29.49
Cars and trucking	4,300.09		680.63				4,300.09	15.22
Incidentals and contingencies	9,330.23						9,330.23	33.38
Buildings, grounds, and general maintenance					11,222.83	11,131.94	50,660.75	179.07
Totals	\$328,269.83		\$5,826.66		\$34,793.05	\$32,654.56	\$386,804.84	\$1,367.19

TABLE B.—BREAKDOWN BY CLASSIFICATION OF RECRUITMENT AND SEPARATION ACTIVITY FOR THE MENTAL HEALTH SERVICES, EXCLUDING STUDENT PSYCHIATRIC NURSES.

	Recruited	Separated
Physicians	14	14
Medical interns	8	9
Registered nurses	28	24
Female psychiatric nurses	142	101
Male psychiatric nurses	43	38
Female psychiatric aides	149	143
Male psychiatric aides	65	89
Teachers	2	—
Occupational therapists	14	11
Recreational therapists	—	1
Industrial therapists	—	—
Psychologists	4	4
Social workers	4	9
Dieticians	2	4
Cooks	3	3
Kitchen helpers	29	16
Clerks	17	14
Stenographers	32	30
Trades	5	4
Laundry-workers	4	5
Miscellaneous professional	7	13
Miscellaneous technical	6	8
Miscellaneous	43	41
Farm labour	12	9
	<u>633</u>	<u>590</u>

TABLE C.—SUMMARY OF STAFF TURNOVER

	1956/57	1957/58	1958/59	Change
Over all	Per Cent 35.60	Per Cent 28.45	Per Cent 22.5	Per Cent -5.95
Student psychiatric nurses	32.20	24.73	35.22	+10.49
Male psychiatric nurses	14.67	13.44	9.1	-5.3
Female psychiatric nurses	35.63	35.63	24.8	-10.8
Registered nurses	52.38	59.70	33.8	-25.9

NOTE.—Items 1 and 2 have been calculated against the monthly average and other items have been calculated against the year-end staff count.

Statement of Separation and Recruitment by Division

Division	Recruited	Separated	Percentage Turnover
Crease Clinic and Provincial Mental Hospital, Essondale	301	303	21.7
Provincial Mental Home, Colquitz	14	14	17.3
The Woodlands School	199	156	21.6
Home for the Aged, Port Coquitlam	37	35	18.8
Home for the Aged, Vernon	30	32	41.6
Home for the Aged, Terrace	11	13	22.0
Mental Health Centre and Child Guidance Clinics	21	28	28.9

TABLE D.—COMPARISON OF STAFF TOTALS BY UNIT WITH TOTALS FOR THE PRECEDING FISCAL YEAR

Division	Fiscal Year 1957/58		Fiscal Year 1958/59	
	Positions in Establishment as of Mar. 31, 1958	Positions Filled as of Mar. 31, 1958	Positions in Establishment as of Mar. 31, 1959	Positions Filled as of Mar. 31, 1959
Colony Farm	52	50	52	52
Colquitz Farm	7	8	8	8
Total of vote	59	58	60	60
Headquarters	30	29	29	29
Preventive Services	56	51	55	49
Crease Clinic	297	284	280	266
Provincial Mental Hospital, Essondale	1,178	1,092	1,117	1,095
The Woodlands School	750	616	721	665
Provincial Mental Home, Colquitz	81	81	81	81
Total of vote	2,306	2,073	2,199	2,107
Mental Health Centre	44	38	41	39
Home for the Aged, Port Coquitlam	196	185	188	193
Home for the Aged, Vernon	79	80	77	77
Home for the Aged, Terrace	59	55	59	55
Total of vote	334	320	324	325
School of Psychiatric Nursing (Faculty)	12	12	17	15
Totals (Civil Service positions)	2,841	2,581	2,725	2,624
Student-nurses (non-Civil Service)	225	222	225	246
Totals	3,066	2,803	2,950	2,870

TABLE E.—SHOWING COMPOSITION OF NURSING STAFFS BY UNIT AS OF MARCH 31ST, 1959

	Registered Nurses		Psychiatric Nurses		Students		Psychiatric Aides		Total
	Number	Per Cent	Number	Per Cent	Number	Per Cent	Number	Per Cent	
<i>Female Division</i>									
Provincial Mental Hospital, Essondale	41	7.4	169	30.7	143	30.0	198	35.9	551
Crease Clinic	12	9.4	43	33.6	20	15.6	53	41.4	128
The Woodlands School	6	1.8	133	41.7	7	2.2	176	54.3	324
Home for the Aged, Port Coquitlam	3	2.5	49	39.8	9	7.3	62	50.4	123
Home for the Aged, Vernon	1	2.6	9	23.7	—	—	28	73.7	38
Mental Health Centre	7	63.6	3	27.3	—	—	1	9.2	11
Totals	70	6.0	408	34.7	179	15.2	518	44.1	1,175
<i>Male Division</i>									
Provincial Mental Hospital, Essondale	—	—	189	52.4	34	9.4	138	38.2	361
Crease Clinic	—	—	46	50.5	13	20.9	26	28.6	91
The Woodlands School	—	—	87	36.3	7	2.9	146	60.8	240
Provincial Mental Home, Colquitz	—	—	39	61.9	—	—	24	38.1	63
Home for the Aged, Port Coquitlam	—	—	35	60.3	7	12.1	16	27.6	58
Home for the Aged, Vernon	—	—	7	35.0	—	—	13	65.0	20
Home for the Aged, Terrace	1	2.5	11	26.8	—	—	29	70.7	41
Mental Health Centre	—	—	2	100.0	—	—	—	—	2
Totals	1	0.1	416	47.5	67	7.7	392	44.7	876

TABLE F.—SUMMARY OF ESTABLISHMENT CHANGES DURING FISCAL YEAR 1958/59

Division	Positions Added	Positions Deleted
Headquarters	—	1
School of Psychiatric Nursing	4	—
Provincial Mental Hospital, Essondale	8	2
Crease Clinic	—	1
The Woodlands School	7	—
Provincial Mental Home, Colquitz	—	—
Mental Health Centre	—	—
Child Guidance Clinics	—	—
Home for the Aged, Port Coquitlam	2	—
Home for the Aged, Vernon	—	—
Home for the Aged, Terrace	—	—
Farms staff	—	—
Totals	21	4

Increase, 17.

Approved establishment as of March 31st, 1959	2,725
Approved establishment as of April 1st, 1958	2,708

Increase 17

REPORT OF THE PROVINCIAL SUPERVISOR OF PSYCHIATRIC SOCIAL WORK

MISS A. K. CARROLL, PROVINCIAL SUPERVISOR

During the year 1958/59 the social service departments throughout the units of the Provincial Mental Health Services have been very active in studies of structure, functions, and services in order to meet more effectively the needs of patients, to cover more adequately the increased intake of patients in some units, and to relate more entirely to the treatment goals in the various units. The effectiveness and value of the contribution of any one discipline is dependent to a large degree on the clarity of agency goals, purposes, administrative and therapeutic structure, organization, policies, functions, and procedures. Much positive effort must continually be spent in the formulation and communication of these if the valuable contribution of disciplines is to be fully utilized to the benefit of administrative and therapeutic programmes. One of the outstanding developments of this year has been the purposeful attempt to bring about this clarification at all levels of the administrative and therapeutic structure.

Toward the goal of greater patient coverage and of remotivation of patients to healthy living, the social workers have continued to equip themselves, through the institution of a special staff development programme, with more knowledge of group processes, dynamics, motivation, and structure. Through the study of this medium, social workers in all units have obtained some ability in group leadership and some skill in group motivation as well as an understanding of group interaction and response. In the institutions this skill is very important in helping patients to learn or relearn more adequate social behaviour and also in affording patients emotional support and assistance in dealing with the reality situations which they face in the hospital and in the community. The contribution of social work in this particular area has been very commendable in The Woodlands School, the pre-convalescent services in the Provincial Mental Hospital, and in the group treatment programme in the children's and adult clinics of the Mental Health Centre.

The planning and work of the supervisors in all units in developing a staff education programme focused on the understanding and acquiring of group skills has been an outstanding feature of the social service programme during the fiscal year. Together with this specific programme has proceeded one of refining individual treatment skills and another of revision of departmental organization in order to support more adequately the extension and improvement of treatment services. Out of these efforts has resulted a therapeutic programme more patient-centred, as well as the knowledge of a need for an increase of such educational supports as institutes, seminars, and research projects focused on acquiring more administrative and therapeutic skills. Work in psychiatric settings is extremely demanding, and without the stimulation of adequate staff education and development programmes it can become depleting to the degree that for its own preservation must seek a change of work setting. Extraordinary mobility of staff in psychiatric hospitals and clinics often reflects the lack of such programmes.

The primary purpose of a staff development programme is to provide better services to patients and their families by increasing the competency of the staff. Supervision, orientation sessions, staff meetings, institutes, seminars, extension of library facilities, consultation, staff committees, and some research activity are the media which have been developed and used to this end by the social service staff throughout the Provincial Mental Health Services. Much of this effort has involved staff in willingly extended overtime. Selected social workers from the various units have had, during the fiscal year, the following opportunities for educational advancement: Attendance at a four-day institute on family services; a one-day institute at the School of Social Work, University of British Columbia, on teaching responsibilities and techniques in field instruction of student social

TABLE 14.—DEATHS OCCURRING IN THE WOODLANDS SCHOOL BY CAUSE OF DEATH, AGE-GROUP, AND SEX, APRIL 1ST, 1958, TO MARCH 31ST, 1959

Cause of Death	Age-group (Years)																Total	Grand Total		
	Under 1		1-3		4-6		7-9		10-14		15-19		20-29		30-39				40 and Over	
	M.	F.	M.	F.	M.	F.	M.	F.	M.	F.	M.	F.	M.	F.	M.	F.			M.	F.
Bacillary dysentery					1														1	1
Infectious hepatitis											1								1	1
Asthma															1				1	1
Mental deficiency																	1		1	1
Late effects of intercranial abscess					1														1	1
Cerebral spastic infantile paralysis					1			1		1	1								2	2
Coronary heart disease																	1		1	1
Hypertensive heart disease																	1		1	1
Diseases of veins																		1	1	2
Pneumonia				1		2				1					1	1	1		5	3
Diseases of digestive system								1				1							1	1
Congenital malformations		1	1	1											1				2	2
Progressive muscular dystrophy											1								1	1
Accidents																			1	1
Totals		1	2	2	4		1	1			2	3	2		4	1	5		19	9
																				28

TABLE 15.—DEATHS OCCURRING IN THE WOODLANDS SCHOOL BY CAUSE OF DEATH, LENGTH OF STAY, AND SEX, APRIL 1ST, 1958, TO MARCH 31ST, 1959

Detailed information for the above table may be obtained on request.

PART IV.—PROVINCIAL MENTAL HOME, COLQUITZ

REPORT OF MEDICAL SUPERINTENDENT

L. G. C. D'EASUM, MEDICAL SUPERINTENDENT

The fiscal year April 1st, 1958, to March 31st, 1959, was an uneventful one at this institution, and there are no outstanding events to report. However, all the departments were kept busy doing their routine tasks.

There were a number of changes in the personnel of the staff. During the year four psychiatric nurses left the nursing services. We were fortunately able to replace two of these vacancies with psychiatric nurses. Four psychiatric aides resigned during the year, and six psychiatric aides were appointed to fill the vacancies of the four aides mentioned and the two nurses. Mr. R. Olliver, hydrotherapist, left the service, having reached the age of retirement. The percentage of psychiatric aides to the total nursing staff is approximately 39 per cent.

Our patient population on April 1st, 1958, was 287, and on March 31st, 1959, was 281. During the year fifteen patients were received from the Provincial Mental Hospital, Essondale, and nine patients were transferred from this institution to Essondale. Three of the latter were transferred to the North Lawn Building for treatment for pulmonary tuberculosis, the remainder being transferred for further diagnostic procedure and necessary treatment. Two patients were discharged in full during the year. One was discharged on probation and one returned from probation. Sixteen patients were seen by the Appeal Board. There were ten patient deaths during the year, nine of them being in the old-age group, and in most cases the cause of death was due to circulatory failure. One death was a suicide.

During the year a number of patients have been allowed to go home on leave for varying periods of time.

As always, the Victoria Chest Clinic has been most co-operative and has made regular monthly visits to the Home with a portable X-ray unit to X-ray both patients and staff.

Throughout the year the general health of the patients was good. In the fall of 1958 there was an epidemic of influenza, from which many patients and nurses suffered. Regular visits were made during the year by Dr. S. S. Avren and Dr. W. Dempsey to care for the physical and dental needs of the patients respectively.

INDUSTRIAL AND OCCUPATIONAL THERAPY DEPARTMENTS

As always, these two departments were kept busy during the year, and both occupational-therapy shops were utilized to the fullest. Taught in the Occupational Therapy Department were ceramics, art metalwork, leatherwork and woodwork of all types, toy-making and repair of toys. A display of articles by our patients was shown at the Victoria Exhibition in May, 1958. This exhibit attracted considerable attention and much favourable comment. In November two lots of old toys which had been collected by the Cosmopolitan Club were picked up in Victoria and brought out to the Home to be painted and repaired. When repaired these toys were taken back to the club for Christmas distribution.

A group of patients is kept busy throughout the year, working under supervision, repairing and maintaining the buildings and equipment.

Complete redecorating of the west ward was done, as well as the lower hallway.

A concrete coldframe, 72 feet long by 7 feet 6 inches wide, was built for the greenhouse. This will help us keep up with the increasing demand for plants to be used for flower-beds at other Government institutions.

One wooden stairway leading from the lower east to the top east ward was torn down and a concrete stairway built. The old wooden ones were becoming quite worn and were not safe as an exit in the case of fire. The other stairway will be repaired in the immediate future.

TAILOR-SHOP AND SHOE-SHOP

During this year we have not been able to send as many new garments into stores from the tailor-shop as usual because of a rash of ripped canvas clothing and blankets. All our material was used in making new canvas blankets. Other clothing was affected in the same way, so that most of the work was confined to repairs.

The shoe-shop was quite busy. All the work done here is by one of the patients, who is becoming quite proficient.

LAUNDRY

The laundry is continuing to work to capacity. The amount of work done has been around 3,500 pounds each week and approximately 1,000 blankets per year. Once again this department was called upon to give service to the linen used in the legislative dining-room during the sitting of the Legislature.

Machinery in the laundry has given good service, and at the present time one sees no need for added expenditure in the coming year.

RECREATION

We are fortunate in having in Victoria a number of groups of people who are very generous in giving of their time and talent to present concerts for the benefit of our patients. During the year a total of nine concerts were given by outside groups, and these were very much appreciated.

Weather permitting, the recreation court was in daily use during the summer months, and during the winter months the more active patients were allowed outside to exercise on the sidewalks on the inside of the enclosure.

Three sightseeing bus tours were arranged for and enjoyed very much by the patients participating.

In addition to the concert parties, moving-picture shows, bingo, radio, and television were enjoyed by the patients interested.

The Canadian Mental Health Association, Canadian Legion, the combined Women's Institutes, and the Salvation Army provided gifts for the patients at Christmas. The Red Cross Society and the Canadian Legion provided comforts for the ex-servicemen monthly. Books for the patients are supplied by the Public Library Commission and are changed every four months. This library consists of a very good assortment of reading.

The spiritual needs of the patients were cared for by the Roman Catholic, Salvation Army, and Protestant churches on alternate Sundays.

STATISTICAL TABLES

TABLE 1.—MOVEMENT OF POPULATION, PROVINCIAL MENTAL HOME, COLQUITZ,¹ APRIL 1ST, 1958, TO MARCH 31ST, 1959

	Number
In residence, April 1st, 1958	287
On probation, carried forward from 1957/58	2
On escape, carried forward from 1957/58	1
Total as at April 1st, 1958	290
Transfers	15
Total under care	305
Separations—	
Discharged in full	12
Died	10
On probation and still out	1
Escaped but not discharged	1
Total separations	24
Net increase or decrease	-6
In residence, March 31st, 1959	281

¹ This institution cares for male patients only.

TABLE 2.—TRANSFERS TO PROVINCIAL MENTAL HOME, COLQUITZ, BY HEALTH UNIT AND SCHOOL DISTRICT OF RESIDENCE AND SEX, APRIL 1ST, 1958, TO MARCH 31ST, 1959.

Detailed information for the above table may be obtained on request.

TABLE 3.—TRANSFERS TO PROVINCIAL MENTAL HOME, COLQUITZ, BY METHOD OF ADMISSION AND AGE-GROUP, APRIL 1ST, 1958, TO MARCH 31ST, 1959

Method of Admission	Age-group (Years)										Total	
	20-24	25-29	30-34	35-39	40-44	45-49	50-54	55-59	60-64	65-69		70 and Over
Warrant	—	—	—	—	1	1	—	—	—	—	—	4
Certification	1	—	1	1	—	2	1	1	1	—	1	9
Urgency	—	—	1	—	1	—	—	—	—	—	—	2
Totals	1	—	2	1	2	3	1	1	1	1	2	15

TABLE 4.—TRANSFERS TO PROVINCIAL MENTAL HOME, COLQUITZ, BY MENTAL DIAGNOSIS AND AGE-GROUP, APRIL 1ST, 1958, TO MARCH 31ST, 1959

Mental Diagnosis	Age-group (Years)										Total	
	20-24	25-29	30-34	35-39	40-44	45-49	50-54	55-59	60-64	65-69		70 and Over
<i>With Psychosis</i>												
Schizophrenic disorders	1	—	1	2	—	3	1	—	1	—	1	10
Psychosis with cerebral arteriosclerosis	—	—	—	—	—	—	—	—	1	—	1	1
Alcoholic psychosis	—	—	—	—	—	1	—	—	—	—	—	1
Psychosis of other demonstrable etiology	—	—	—	—	—	—	—	—	—	—	—	1
Total with psychosis	1	—	1	2	—	4	1	—	1	1	1	13
<i>Without Psychosis</i>												
Pathological personality	—	—	—	—	1	—	—	—	—	—	—	1
Chronic brain syndrome, N.O.S.	—	—	—	—	—	—	—	—	—	—	—	1
Total without psychosis	—	—	—	—	1	—	—	—	—	—	—	2
Grand totals	1	—	1	2	1	4	1	—	1	1	1	15

TABLE 5.—TRANSFERS TO PROVINCIAL MENTAL HOME, COLQUITZ, BY MENTAL DIAGNOSIS AND MARITAL STATUS, APRIL 1ST, 1958, TO MARCH 31ST, 1959

TABLE 6.—TRANSFERS TO PROVINCIAL MENTAL HOME, COLQUITZ, BY MENTAL DIAGNOSIS AND YEARS OF SCHOOLING, APRIL 1ST, 1958, TO MARCH 31ST, 1959

TABLE 7.—TRANSFERS TO PROVINCIAL MENTAL HOME, COLQUITZ, BY CITIZENSHIP AND AGE-GROUP, APRIL 1ST, 1958, TO MARCH 31ST, 1959

TABLE 8.—TRANSFERS TO PROVINCIAL MENTAL HOME, COLQUITZ, BY RELIGION, APRIL 1ST, 1958, TO MARCH 31ST, 1959

TABLE 9.—TRANSFERS TO PROVINCIAL MENTAL HOME, COLQUITZ, BY PREVIOUS OCCUPATION, APRIL 1ST, 1958, TO MARCH 31ST, 1959

Detailed information for the above tables may be obtained on request.

TABLE 10.—RESIDENT POPULATION OF PROVINCIAL MENTAL HOME, COLQUITZ, BY MENTAL DIAGNOSIS AND AGE-GROUP, DECEMBER 31ST, 1958

Mental Diagnosis	Age-group (Years)										Total		
	15-19	20-24	25-29	30-34	35-39	40-44	45-49	50-54	55-59	60-64		65-69	70 and Over
<i>With Psychosis</i>													
Schizophrenic disorders	1	2	7	11	18	18	23	29	35	21	25	38	228
Manic-depressive reaction	—	—	—	—	—	—	—	—	1	—	2	3	6
Paranoia and paranoid states	—	—	—	—	—	—	—	—	—	1	—	3	5
Alcoholic psychosis	—	—	—	—	—	—	—	—	1	—	2	—	3
Psychosis of other demonstrable etiology	—	—	—	—	—	—	—	1	1	—	—	—	2
Other and unspecified psychosis	—	—	—	—	—	—	—	1	1	—	—	—	3
Syphilis and its sequelae	—	—	—	—	—	—	—	—	4	1	—	—	6
Total with psychosis	1	2	7	11	18	18	25	33	41	24	29	44	253
<i>Without Psychosis</i>													
Disorders of character, behaviour, and intelligence—	—	—	—	—	—	—	—	—	—	—	—	—	—
Pathological personality:	—	—	—	—	—	—	—	—	—	—	—	—	1
Immature personality	—	—	1	—	—	—	—	—	—	—	—	—	1
Alcoholism	—	—	—	—	—	—	1	—	—	—	—	—	4
Mental deficiency	—	1	—	1	3	2	4	4	4	1	—	—	20
Chronic brain syndrome, N.O.S.	—	—	—	—	—	—	—	—	—	—	—	—	2
Epilepsy	—	—	—	1	1	1	—	—	1	—	—	—	4
Total without psychosis	—	1	1	2	4	4	5	6	5	2	—	2	32
Grand totals	1	3	8	13	22	22	30	39	46	26	29	46	285

TABLE 11.—RESIDENT POPULATION OF PROVINCIAL MENTAL HOME, COLQUITZ, BY MENTAL DIAGNOSIS AND NUMBER OF PREVIOUS ADMISSIONS, DECEMBER 31ST, 1958

TABLE 12.—RESIDENT POPULATION OF PROVINCIAL MENTAL HOME, COLQUITZ, BY MENTAL DIAGNOSIS AND LENGTH OF STAY, DECEMBER 31ST, 1958

Detailed information for the above tables may be obtained on request.

TABLE 13.—SEPARATIONS FROM PROVINCIAL MENTAL HOME, COLQUITZ, BY MENTAL DIAGNOSIS AND CONDITION ON DISCHARGE, APRIL 1ST, 1958, TO MARCH 31ST, 1959

Mental Diagnosis	Condition on Discharge				Total
	Recovered	Much Improved	Improved	Unimproved	
Schizophrenic disorders	—	1	2	6	9
Psychosis with cerebral arteriosclerosis	—	—	—	1	1
Mental deficiency	—	—	—	1	1
Chronic brain syndrome, N.O.S.	—	—	—	1	1
Totals	—	1	2	9	12

TABLE 14.—SEPARATIONS FROM AND DEATHS OCCURRING IN PROVINCIAL MENTAL HOSPITAL, COLQUITZ, BY MENTAL DIAGNOSIS AND AGE-GROUP, APRIL 1ST, 1958, TO MARCH 31ST, 1959.

Mental Diagnosis	Age-group (Years)										Total
	25-29	30-34	35-39	40-44	45-49	50-54	55-59	60-64	65-69	70 and Over	
<i>Separations</i>											
Schizophrenic disorders	—	—	1	2	—	1	2	1	—	2	9
Psychosis with cerebral arteriosclerosis	—	—	—	—	—	—	—	—	—	1	1
Mental deficiency	—	—	—	—	—	1	—	—	—	—	1
Chronic brain syndrome, N.O.S.	—	—	—	—	—	—	—	—	—	1	1
Totals	—	—	1	2	—	2	2	1	—	4	12
<i>Deaths</i>											
Schizophrenic disorders	—	—	—	—	1	—	1	—	1	5	8
Manic-depressive reaction	—	—	—	—	—	—	—	—	—	1	1
Psychosis with cerebral arteriosclerosis	—	—	—	—	—	—	—	—	—	1	1
Totals	—	—	—	—	1	—	1	—	1	7	10

TABLE 15.—SEPARATIONS FROM AND DEATHS OCCURRING IN PROVINCIAL MENTAL HOME, COLQUITZ, BY MENTAL DIAGNOSIS AND LENGTH OF STAY, APRIL 1ST, 1958, TO MARCH 31ST, 1959.

Detailed information for the above table may be obtained on request.

TABLE 16.—DEATHS OCCURRING IN PROVINCIAL MENTAL HOME, COLQUITZ, BY CAUSE OF DEATH AND LENGTH OF STAY, APRIL 1ST, 1958, TO MARCH 31ST, 1959

Cause of Death	Length of Stay							Total
	4-7 Months	8-11 Months	1 Year	2 Years	3-5 Years	6-9 Years	10 Years and Over	
Arteriosclerotic and degenerative heart disease	1	—	—	—	1	—	3	5
Cerebrovascular lesions	—	—	—	—	—	—	4	4
Suicide	—	—	1	—	—	—	—	1
Totals	1	—	1	—	1	—	7	10

TABLE 17.—DEATHS OCCURRING IN PROVINCIAL MENTAL HOME, COLQUITZ, BY CAUSE OF DEATH AND AGE-GROUP, APRIL 1ST, 1958, TO MARCH 31ST, 1959

Detailed information for the above table may be obtained on request.

PART V.—GERIATRIC DIVISION

REPORT OF MEDICAL SUPERINTENDENT

B. F. BRYSON, MEDICAL SUPERINTENDENT

The Geriatric Division of the Provincial Mental Health Services has continued to serve to the best of its ability the needs of the Province in providing special medical and psychiatric care for over 1,300 elderly men and women during the year 1958/59.

The increasing need for more adequate accommodation and treatment sources for the aged population in the Province is reflected in the very marked increase in the number of applications for admission to the Geriatric Division during the year. A total of 336 new applications was received for the admission of patients 70 years of age or over suffering from varying degrees of senile and arteriosclerotic brain changes associated with emotional or behavioural reactions which made it impossible for them to be adequately managed or cared for in the community. Of this total, 162 were for men and 174 for women. This is an increase of 79 per cent over the number of applications received the previous year. The greatest increase came from the Lower Mainland and Vancouver Island areas, with a total of 251 applications, an increase of sixty-three over the number received during the previous year. Applications from the northern portion of the Province for the admission of men to the Terrace unit remained unchanged with a total of twelve. Requests for admission to the Vernon unit, from the Okanagan and Kootenay areas, totalled seventy-three, an increase of only seven. The average number of applications received per month was twenty-eight, or nearly one per day throughout the year. Of the total number of applications received, 152 were considered of sufficient urgency to be accepted immediately although other applications were on hand. In all such instances, especially in those for admission to the Port Coquitlam unit, the patients were actually disturbed or were in situations where their behaviour and symptoms made their management impossible. This was an increase of forty-one over the total of immediate admissions for the previous year.

Vacancies created by deaths and discharges made it possible to accept a total of 305 patients from the community. This total included 151 men and 154 women; an increase of fifty-three over the previous year. It was possible to admit all applicants for admission to the Vernon and Terrace units, so that at the end of the fiscal year 1958/59 there were no names on the waiting-list for these units. The greatest need for additional accommodation exists, therefore, in the Lower Mainland and Vancouver Island areas. The completion and full operation of the Admitting and Infirmary Building at the Port Coquitlam unit during the coming year will appreciably improve the problem in this area.

As in past years, all patients accepted for admission from the community did not actually arrive on the wards of the Homes for the Aged, especially at the Port Coquitlam unit, where all patients are admitted through the Mental Hospital admitting service. In a small number of instances, death occurred shortly after admission, or arrangements were made for alternative methods of care, before they were transferred to the Home for the Aged.

As will be noted in the accompanying statistical tables, the number of aged patients in residence in the three units of the Homes for the Aged at the end of the fiscal year totalled 1,033, including 528 at Port Coquitlam, 218 at Vernon, and 277 at Terrace. Of this total, 516 were elderly men and 517 aged women. Vacancies created during the year by deaths and discharges totalled 332, of which 313 were due to death of feeble and debilitated patients, equally distributed between men and women. This is an increase of thirty-two over the preceding year, and is felt to be a result of the increasing feebleness and debility of many patients who have been in hospital for many years, as well as the

Estimated Expenditure for Fiscal Year Ending March 31, 1960	SERVICE	Fiscal Year Ending March 31, 1961
MENTAL HEALTH SERVICES—Continued		
VOTE 174.		
FARMS—Continued		
(a) Colony Farm (Code 17401)—Continued		
Expenses:		
Code No.		
800	001 Office expense	800
750	202 Travelling expense	750
200	004 Office furniture and equipment	200
8,500	006 Heat, light, power, and water....	8,500
10,750	016 Equipment and machinery	7,500
	020 Maintenance of buildings and grounds	1,450
1,450	021 Maintenance and operation of equipment	3,500
3,000	024 Blacksmith supplies	
500	028 Clearing new land	
2,000	031 Feed for stock	100,000
105,000	032 Fertilizer and seed	9,000
9,000	033 Cannery supplies	50,000
55,000	034 Farm drainage	3,000
3,000	035 General farm expense	20,000
20,000		
<u>\$383,020</u>		<u>\$384,650</u>
	<i>Less—</i>	
\$25,000	Estimated receipts	\$25,000
	Transferred to institutions	359,640
358,010		
<u>\$383,010</u>		<u>384,640</u>
\$10	Total, Colony Farm	\$10
(b) Colquitz Farm (Code 17402)		
Salaries:		
\$3,960	Farm Foreman	\$4,344
24,900	Other farm employees (including casual and seasonal)	26,664
<u>(8) \$28,860</u>		<u>(8) \$31,008</u>
Expenses:		
Code No.		
150	001 Office expense	150
125	202 Travelling expense	125
3,000	006 Heat, light, power, and water....	3,000
1,200	016 Equipment and machinery	3,000
	020 Maintenance of buildings and grounds	500
750	021 Maintenance and operation of equipment	1,000
600	031 Feed for stock	17,000
18,500	032 Fertilizer and seed	1,750
1,750		

Estimated Expenditure for Fiscal Year Ending March 31, 1960	SERVICE	Fiscal Year Ending March 31, 1961
MENTAL HEALTH SERVICES—Continued		
VOTE 174.		
FARMS—Continued		
(b) Colquitz Farm (Code 17402)—Continued		
Expenses—Continued		
Code No.		
\$3,500	033 Feeder stock	
5,000	035 General farm expense	\$5,000
<u>\$63,435</u>		<u>\$62,533</u>
	<i>Less—</i>	
830	Deductions for rent	\$835
62,595	Transferred to institutions	61,688
		<u>62,523</u>
<u>\$10</u>	Total, Colquitz Farm	<u>\$10</u>
(c) Tranquille Farm (Code 17403)		
Salaries:		
\$4,260	Farm Foreman	\$4,644
3,420	Clerk-Stenographer—Grade 4	3,696
	Other farm employees (including casual and seasonal)	85,344
97,004		
<u>(29) \$104,684</u>		<u>(28) \$93,684</u>
Expenses:		
Code No.		
200	001 Office expense	200
350	202 Travelling expense	350
100	004 Office furniture and equipment	100
600	006 Heat, light, power, and water....	600
2,850	016 Equipment and machinery	3,900
500	020 Maintenance of buildings and grounds	500
6,000	021 Maintenance and operation of equipment	5,000
36,000	031 Feed for stock	34,000
3,000	032 Fertilizer and seed	3,000
10,000	033 Cannery supplies and hourly labour	7,000
1,500	034 Drugs and veterinary	
10,000	035 General farm expense	11,500
<u>\$175,784</u>		<u>\$159,834</u>
	<i>Less—</i>	
3,300	Deductions for rent	\$2,940
35,000	Estimated receipts	30,000
	Transferred to institutions	126,884
137,474		<u>159,824</u>
<u>\$10</u>	Total, Tranquille Farm	<u>10</u>
<u>\$30</u>	Total of Vote 174	<u>\$30</u>

Estimated Expenditure for Fiscal Year Ending March 31, 1960	SERVICE	Fiscal Year Ending March 31, 1961
	<i>MENTAL HEALTH SERVICES—Continued</i>	
	<i>COMMUNITY SERVICES—Continued</i>	
	VOTE 176.	
	<i>MENTAL HEALTH CENTRES—Continued</i>	
	(b) <i>Victoria—Continued</i>	
	Expenses:	
	Code No.	
\$900	001 Office expense	\$550
2,800	202 Travelling expense	2,000
200	004 Office furniture and equipment	200
600	030 Incidentals and contingencies	600
	Total, Victoria Mental Health Centre	\$51,686
\$45,960		
\$486,890	Total of Vote 176	\$528,476
	VOTE 177.	
	<i>IN-PATIENT CARE</i>	
	(a) <i>Crease Clinic (Code 17701)</i>	
	(b) <i>Provincial Mental Hospital (Code 17702)</i>	
	(c) <i>"Vista" Rehabilitation Centre (Code 17703)</i>	
	(d) <i>"Venture" Rehabilitation Centre (Code 17704)</i>	
	(e) <i>Provincial Mental Home (Code 17705)</i>	
	(f) <i>Valleyview Hospital, Essondale (Code 17706)</i>	
	(g) <i>Dellview Hospital, Vernon (Code 17707)</i>	
	(h) <i>Skeenaview Hospital, Terrace (Code 17708)</i>	
	(i) <i>Woodlands School (Code 17709)</i>	
	(j) <i>Tranquille School (Code 17710)</i>	
	Salaries:	
\$31,500	Three Medical Superintendents—Grade 3	\$36,000
10,500	Specialist (Clinical Director)	12,000
29,700	Three Medical Superintendents—Grade 2	34,560
30,600	Three Specialists and Consultants	35,460
(12) 118,500	Two Specialists in Psychiatry	21,720
	Seven Senior Physician Specialists	80,640
	Six Physician Specialists	60,960
9,600	Medical Superintendent—Grade 1	11,220
(27) 223,350	Twenty-one Physicians—Grade 2	199,860
	Four Physicians—Grade 1	26,700
30,900	Four Dental Officers—Grade 2	35,100
10,080	Two Supervisors (Vernon and Terrace)	11,280
	Other hospital employees (including Psychologists, Pharmacists, Bacteriologists, Therapists, Teachers, Dieticians, Technicians, Clerks, Nurses, Tradesmen, etc.)	10,409,604
9,160,255	Special living allowance (Terrace)	11,340
10,800		
(2,919) \$9,665,785	Less recruitment saving (3,030)	\$10,986,444
683,000		566,500
\$8,982,785		\$10,419,944

Estimated Expenditure for Fiscal Year Ending March 31, 1960	SERVICE	Fiscal Year Ending March 31, 1961
	<i>MENTAL HEALTH SERVICES—Continued</i>	
	VOTE 177.	
	<i>IN-PATIENT CARE—Continued</i>	
	Expenses:	
	Code No.	
\$73,725	001 Office expense	\$75,000
16,470	202 Travelling expense	17,000
10,530	004 Office furniture and equipment	10,500
628,850	006 Heat, light, power, and water	634,680
648,350	008 Medical care	740,000
2,285,150	010 Dietary	2,325,000
87,750	011 Laundry	89,450
	012 Grants to trustees of Patients' Comfort Fund	5,000
5,000	019 Grant to Department of Neurological Research, University of British Columbia	7,500
7,500	022 Transportation	29,250
30,500	024 General supplies	770,000
751,200	025 <i>Occupational and recreational therapy</i>	52,000
67,700	027 Audio-Visual Department	11,500
	028 Patient education	5,200
29,200	029 Motor-vehicles and accessories	3,000
132,200	030 Incidentals and contingencies	132,700
1,000	031 Administration of Psychiatric Nurses Act	1,000
	032 Council of Psychiatric Nurses for Bursary Trust Fund	1,200
1,200		
\$13,759,110		\$15,329,924
	Salaries and expenses for 100-bed unit, Tranquille	90,000
\$13,759,110		\$15,419,924
	Less—	
	Federal health grant — salaries	\$398,672
394,860	Deductions for board	91,170
81,150	Deductions for rent	46,950
38,500	Donations, proceeds from sale of patients' work, etc.	5,000
	Sundry transfers	107,500
	Licence fees received under the Psychiatric Nurses Act	2,200
2,200	Maintenance receipts	2,105,000
2,105,000		2,756,492
\$11,015,400	Total of Vote 177	\$12,663,432

Estimated Expenditure for Fiscal Year Ending March 31, 1960	SERVICE	Fiscal Year Ending March 31, 1961
	MENTAL HEALTH SERVICES—Continued	
	VOTE 178.	
\$657,347	Mental Health Care (Federal Programme)	\$653,479
	Less allocated to—	
4,500	School of Psychiatric Nursing (Vote 175)	\$5,400
9,600	Burnaby Mental Health Centre (Vote 176)	11,520
394,860	Provincial Mental Hospitals (Vote 177)	398,672
		415,592
\$248,387		\$237,887
248,377	Less Federal health grant (not allocated)	237,877
\$10	Total of Vote 178	\$10
See Vote 177.	Homes for the Aged	
	VOTE 179.	
	Code No.	
	030 Implementation of Mental Health Survey Recommendations	50,000
\$12,262,876	Sub-total, Mental Health Services	\$14,248,244

Estimated Expenditure for Fiscal Year Ending March 31, 1960	SERVICE	Fiscal Year Ending March 31, 1961
	DEPARTMENT OF HEALTH SERVICES AND HOSPITAL INSURANCE—Continued	
	HOSPITAL INSURANCE SERVICES	
	VOTE 180.	
	Salaries:	
\$13,320	Deputy Minister	\$14,400
9,600	Assistant Deputy Minister	10,860
9,900	Medical Consultant	11,520
7,200	Supervisor, Hospital Construction	7,980
8,100	Supervisor, Hospital Finance	9,420
	Supervisor, Hospital Consultation and Inspection	8,700
7,800	Supervising Auditor	9,060
8,100	Audit Accountant—Grade 5	8,340
7,500	Two Audit Accountants—Grade 4	14,730
12,180	Four Audit Accountants—Grade 3	23,160
(2) 11,880	Two Audit Accountants—Grade 2	9,612
9,840	Administrative Assistant—Grade 2	7,620
6,900	Chief Clerk	5,640
5,040	Inspector of Hospitals and Consultant—Grade 3	7,560
	Six Inspectors of Hospitals—Grade 2	39,660
(5) 28,350	Supervisor, Research—Grade 1	6,960
5,760	Research Assistant—Grade 1	4,980
4,140	Principal Clerk	5,160
4,800	Two Senior Inspectors, Hospital Insurance	10,320
9,600	Six Inspectors, Hospital Insurance	25,836
23,580	Seven Senior Clerks	31,152
(5) 21,300	Four Clerks—Grade 3	16,608
(7) 25,944	Five Clerks—Grade 2	17,094
(6) 18,780	Fifteen Clerks—Grade 1	41,526
37,680	Clerk-Stenographer—Grade 5	4,020
3,720	Clerk-Stenographer—Grade 4	3,564
3,240	Seven Clerk-Stenographers—Grade 3	22,746
20,580	Eight Clerk-Stenographers—Grade 2	22,146
(7) 17,640	Clerk-Stenographer—Grade 1	
2,160	Office Equipment Operator—Grade 3	3,564
3,300	Three Office Equipment Operators—Grade 2	8,550
7,800	Five Medical Coders	17,628
7,740	Three Senior Coders	
(1) 2,160	Two Coders	4,860
(5) 10,200	Six Junior Clerks	13,806
20,938	Temporary assistance	11,000
(95) \$396,772		(101) \$459,782
10,000	Less recruitment saving	
\$386,772		\$459,782

PUBLIC ACCOUNTS, 1959/60

PUBLIC HEALTH SERVICES—Continued

POLIOMYELITIS PAVILION—Continued

<u>VOTE 167.</u>			
Laundry	_____	\$3,708.27	
Maintenance of building and grounds	_____	838.16	
Cars and trucking expense	_____	138.11	
Housekeeping	_____	1,429.23	
X-ray films and maintenance	_____	171.15	
Nursing	_____	1,919.63	
Drugs	_____	2,790.72	
Occupational therapy	_____	477.42	
Laboratory	_____	81.33	
Incidentals, crockery, and linen	_____	1,288.98	
Specialist services	_____	18.75	
Teacher's supplies	_____	158.72	
Library supplies	_____	_____	
		\$260,848.04	
Less transfer, Vote 138—Salary Revision	_____	11,784.00	
			\$249,064.04

MENTAL HEALTH SERVICES

GENERAL ADMINISTRATION

<u>VOTE 168.</u>			
Salaries	_____	\$119,945.85	
Temporary assistance	_____	5,551.19	
		\$125,497.04	
Office expense	_____	4,303.83	
Travelling expense	_____	6,576.03	
Office furniture and equipment	_____	10.00	
Incidentals and contingencies	_____	266.09	
Subscription, Social Service Index	_____	370.65	
American Psychiatric Association survey	_____	19,150.00	
		\$156,173.64	
Less transfer, Vote 138—Salary Revision	_____	9,960.00	
			146,213.64

VOTE 169. COLLECTIONS OFFICE

Salaries	_____	\$11,016.00	
Office expense	_____	1,004.17	
Travelling expense	_____	329.98	
Office furniture and equipment	_____	139.59	
Motor-vehicles and accessories	_____	2,069.11	
		\$14,558.85	
Less transfer, Vote 138—Salary Revision	_____	816.00	
			13,742.85

VOTE 170. FARMS

(a) Colony Farm

Salaries	_____	\$129,807.33	
Temporary assistance	_____	46,723.66	
		\$176,530.99	
Office expense	_____	692.68	
Travelling expense	_____	816.97	
Heat, light, power, and water	_____	6,997.37	
Equipment and machinery	_____	9,631.76	
Maintenance of buildings and grounds	_____	1,815.98	
Repairs to farm implements	_____	3,239.44	
Blacksmith supplies	_____	551.98	
Clearing new land	_____	1,150.19	
Incidentals and contingencies	_____	28,884.40	
Feed for stock	_____	102,508.83	
Fertilizer and seed	_____	7,873.13	

HEALTH SERVICES AND HOSPITAL INSURANCE

MENTAL HEALTH SERVICES—Continued

FARMS—Continued

VOTE 170.

(a) Colony Farm—Continued

Cannery supplies	_____	\$35,901.63	
Farm drainage	_____	2,620.94	
		\$379,216.29	
Less rentals	_____	\$2,582.95	
Less sundry sales	_____	16,368.40	
Less sundry transfers	_____	414,683.98	
Less transfer, Vote 138—Salary Revision	_____	14,832.00	
		448,467.33	
		(Credit)	\$69,251.04
Excess of receipts over disbursements applied to various votes	_____		69,251.04

(b) Colquitz Farm

Salaries	_____	\$29,526.15	
Office expense	_____	142.50	
Travelling expense	_____	31.10	
Heat, light, power, and water	_____	2,373.04	
Equipment and machinery	_____	776.42	
Maintenance of buildings and grounds	_____	—	
Repairs to farm equipment	_____	734.25	
Incidentals and contingencies	_____	3,818.43	
Feed for stock	_____	14,592.58	
Fertilizer and seed	_____	1,571.60	
Feeder stock	_____	3,510.00	
		\$57,076.07	
Less rentals	_____	\$834.00	
Less sundry sales	_____	305.80	
Less sundry transfers	_____	48,632.99	
Less transfer, Vote 138—Salary Revision	_____	2,076.00	
		51,848.79	
		\$5,227.28	
Excess of disbursements over receipts applied to various votes	_____		5,227.28

(c) Tranquille Farm

Salaries	_____	\$52,524.23	
Temporary assistance	_____	35,593.96	
		\$88,118.19	
Office expense	_____	191.90	
Travelling expense	_____	268.37	
Office furniture and equipment	_____	—	
Heat, light, power, and water	_____	—	
Equipment and machinery	_____	2,782.00	
Maintenance of buildings and grounds	_____	389.23	
Maintenance and operation of equipment	_____	4,609.47	
Incidentals and contingencies	_____	9,911.55	
Feed for stock	_____	37,579.37	
Fertilizer and seed	_____	2,156.06	
Cannery supplies and hourly labour	_____	—	
Temporary assistance	_____	\$422.55	
Expenses	_____	888.88	
			1,311.43

MENTAL HEALTH SERVICES—Continued
 PROVINCIAL MENTAL HOSPITALS—Continued

VOTE 173.

(c) Woodlands School—Continued

Office expense	\$302.02
Travelling expense	2,354.33
Office furniture and equipment	1,732.18
Heat, light, power, and water	54,465.40
Medical care	6,282.05
Dietary	75.93
Cars and trucking	3.00
Nursing and ward supplies	1,598.68
Occupational and recreational therapy	223.36
Incidentals and contingencies	19,310.20
	<u>\$2,320,526.33</u>
Less board	\$10,578.00
Less rentals	4,624.89
Less sundry receipts	404.10
	<u>15,606.99</u>
	<u>\$2,304,919.34</u>

(d) Colquitz

Salaries	\$268,315.42
Temporary assistance	30,627.79
	<u>\$298,943.21</u>
Office expense	2,007.10
Travelling expense	323.16
Heat, light, power, and water	29,357.36
Medical care	2,749.55
Dietary	114,646.16
Laundry	861.73
Cars and trucking	309.61
Nursing and ward supplies	25,726.16
Occupational and recreational therapy	673.22
Incidentals and contingencies	4,182.31
	<u>\$479,779.57</u>
Less sundry receipts	\$61.18
Less board	3,555.00
Less rentals	2,274.00
Less sundry refunds	31.10
	<u>5,921.28</u>
	<u>473,858.29</u>

(e) Tranquille

Salaries	\$81,184.07
Temporary assistance	7,797.12
	<u>\$88,981.19</u>
Office expense	4,364.82
Travelling expense	855.63
Office furniture and equipment	37.66
Heat, light, power, and water	44,827.78
Medical care	1,590.19
Dietary	40,149.85
Laundry	2,792.39
Cars and trucking	817.19
Nursing and ward supplies	28,737.91
Occupational and recreational therapy	4,073.65
Incidentals and contingencies	4,854.79
	<u>\$222,083.05</u>
Carried forward	

MENTAL HEALTH SERVICES—Continued
 PROVINCIAL MENTAL HOSPITALS—Continued

VOTE 173.

(e) Tranquille—Continued

Brought forward	\$222,083.05
Less board	\$5,464.20
Less rentals	5,227.50
Less sundry refunds	4,096.20
	<u>14,787.90</u>
	<u>\$207,295.15</u>
	<u>\$11,054,207.75</u>
Less maintenance receipts	\$1,210,750.99
Less chargeable to Government of Canada re immigrants	485.00
Less transfer, Vote 138—Salary Revision	696,588.00
	<u>1,907,823.99</u>
	<u>\$9,146,383.76</u>

VOTE 174

MENTAL HEALTH CENTRE

Salaries	\$152,370.61
Temporary assistance	9,493.71
	<u>\$161,864.32</u>
Office expense	4,332.93
Travelling expense	2,763.81
Office furniture and equipment	88.04
Heat, light, power, and water	7,707.33
Medical care	10,994.19
Dietary	9,314.87
Laundry	1,500.00
Cars and trucking	2,844.21
Nursing and ward supplies	2,518.57
Occupational and recreational therapy	1,408.85
Incidentals and contingencies	739.88
	<u>\$206,077.00</u>
Less board	\$2,850.00
Less transfer, Vote 138—Salary Revision	16,896.00
	<u>19,746.00</u>
	<u>186,331.00</u>

VOTE 175.

MENTAL HEALTH CARE (FEDERAL PROGRAMME)

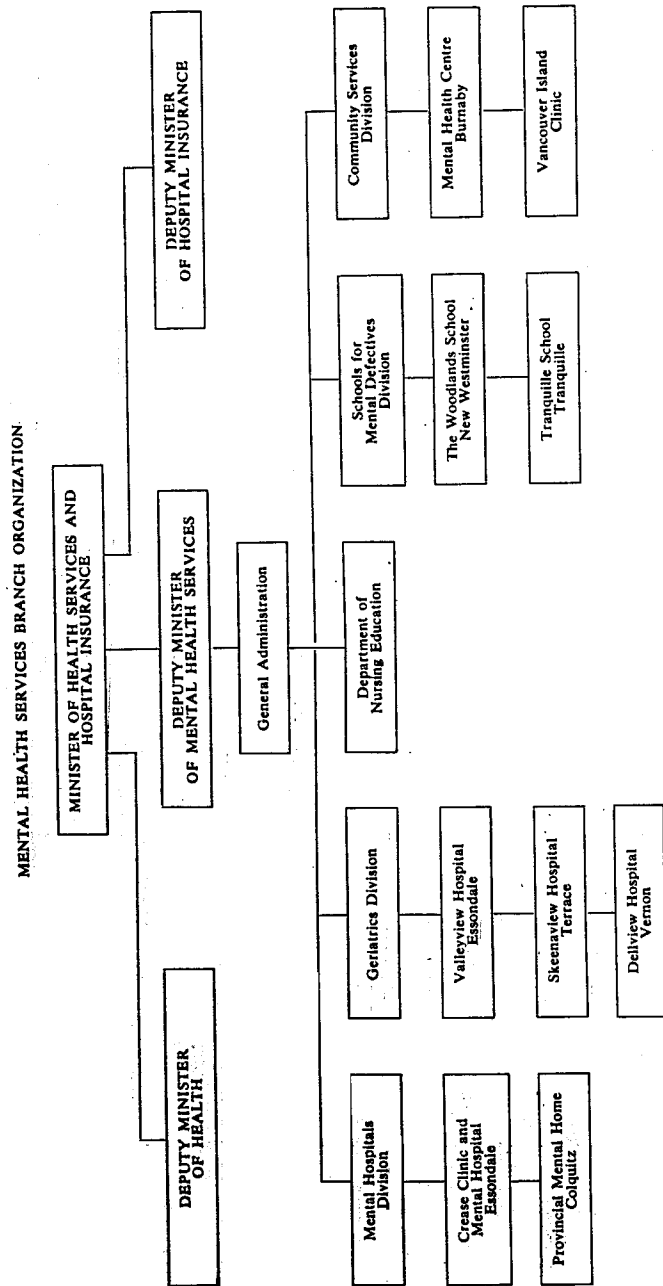
Salaries	\$478,919.18
Travelling expense	6,287.95
All other expenditure	156,879.04
	<u>\$642,086.17</u>
Less chargeable to Government of Canada	642,086.17

VOTE 176.

HOMES FOR THE AGED

(a) Port Coquitlam

Salaries	\$739,186.25
Temporary assistance	173,405.96
	<u>\$912,592.21</u>
Office expense	4,517.33
Travelling expense	507.81
Heat, light, power, and water	59,763.75
Medical care	90,124.45
Dietary	177,000.64
Laundry	14,800.00
Cars and trucking	8,252.50
Nursing and ward supplies	68,370.73
Occupational and recreational therapy	699.43



Report of Mental Health Services Branch For the Twelve Months Ended March 31st, 1960

PART I.—HEADQUARTERS

REPORT OF DIRECTOR OF MENTAL HEALTH SERVICES

A. E. DAVIDSON, M.D., DEPUTY MINISTER OF MENTAL HEALTH SERVICES
AND DIRECTOR OF MENTAL HEALTH SERVICES

A most significant development affecting Mental Health Services occurred this year with the Departmental reorganization resulting in the transfer of the Mental Health Services from the Provincial Secretary's Department to the newly formed Department of Health Services and Hospital Insurance. In the reorganization, mental health forms one of the three branches of the new Department. The three branches are the Health Branch, the Hospital Insurance Branch, and the Mental Health Services Branch. As each of the branches is headed by a Deputy Minister, this has resulted in the combining of the position of Deputy Minister of Mental Health Services with that of the Director of Mental Health Services. These changes are reflected in the accompanying chart, which depicts the relationship of the Mental Health Services Branch to the other branches and also the general organization of the various operating parts of the Mental Health Services.

The advantages gained by this reorganization are considerable. In the first place, this move brings mental health rightfully into the area of health along with the various other health facilities of the Province. This should result in greater ease of a co-ordinated effort among the three branches, which should facilitate the over-all mental-health programme. The Mental Health Services Branch should also be able to contribute more effectively to the programmes of the other branches. Moreover, through the Deputy Minister's office it should be possible to more adequately give expression to the many needs and requirements of the service and thereby interpret the development of new mental-health facilities.

Because of the reorganization and resultant change in function, it was considered desirable that the Deputy Minister and his administrative staff should be removed from the Essondale area. Over the years, as the mental-health services have developed, the general administration has been managed through the offices of the Director of Mental Health Services located at Essondale. It is felt that if full attention is to be devoted to the problems involved in the over-all mental-health programme, the central office should be divorced from the local operation of any one unit and should be situated at some distance from it.

After reviewing various possibilities and with the helpful co-operation of the Health Branch, a decision was made to locate the central administrative offices of the Mental Health Services Branch in the unfinished seventh floor of the Provincial Health Building at 828 West Tenth Avenue in Vancouver. Plans for these offices have been prepared by the Public Works Department and the necessary construction has been started. It is hoped that it will be possible to occupy the new quarters early in the coming fiscal year. The location of the central office close to the major health facilities in Vancouver should assist in the most effective development of the Mental Health Services.

PERSONNEL FOR MENTAL HEALTH SERVICES

The stipends paid to the consultants in neurosurgery, general surgery, orthopaedic surgery, and internal medicine are derived from a grant to the Provincial Mental Hospital.

The hospitals and clinics of the Mental Health Services Branch have again had assistance in the provision of salaries for members of the treatment staff, including such specialists as psychiatrists, psychiatric nurses, laboratory technicians, clinical psychologists, social workers, and dieticians. In all, 106 personnel are involved in these grants.

RESEARCH PROJECTS

Several major research projects continue to be supported with funds derived from the Mental Health Grant. The studies are conducted at the University of British Columbia in the Departments of Pharmacology and Neurological Research. The sum of \$65,966 was appropriated for research studies this year.

COMPARATIVE SUMMARY OF INCREASES AND DECREASES IN RESIDENT POPULATION BY MAJOR DIVISIONS OF MENTAL HEALTH SERVICES BRANCH, 1952/53 TO 1959/60.

Institution	1952/53	1953/54	1954/55	1955/56	1956/57	1957/58	1958/59	1959/60
Provincial Mental Hospitals	-64	+62	+44	+2	-70	-49	-135	-253
Schools for Mental Defectives	+277	+104	+19	+19	+14	+76	+86	+93
Geriatric Division	+49	+50		+15	+9	-15	-30	+156
Crease Clinic	+28	-1	+25	-10	-31	+26	-11	+24
Totals	+290	+215	+88	+26	-78	+38	-90	+20

COMPARATIVE SUMMARY OF TOTAL PATIENTS UNDER CARE FOR MAJOR DIVISIONS OF MENTAL HEALTH SERVICES BRANCH BY FISCAL YEARS, 1952/53 TO 1959/60.

Institution	1952/53	1953/54	1954/55	1955/56	1956/57	1957/58	1958/59	1959/60
Provincial Mental Hospitals	5,227	5,040	5,051	5,247	5,335	5,408	5,377	5,458
Schools for Mental Defectives	1,130	1,278	1,263	1,278	1,275	1,373	1,481	1,740
Geriatric Division	1,202	1,255	1,292	1,330	1,287	1,349	1,373	1,459
Crease Clinic	1,436	1,499	1,606	1,894	1,721	1,714	1,744	1,705
Totals	8,995	9,072	9,212	9,749	9,618	9,844	9,975	10,362

MOVEMENT OF POPULATION IN INDIVIDUAL INSTITUTIONS, APRIL 1st, 1959, TO MARCH 31st, 1960
PSYCHIATRIC DIVISION

	Crease Clinic			Provincial Mental Hospitals				Total		
	M.	F.	T.	Essondale		Colquitz		M.	F.	T.
				M.	F.	T.	M.			
In residence, April 1st, 1959	107	134	241	1,822	1,457	3,279	281	2,210	1,591	3,801
On probation, carried forward from 1958/59	—	—	—	80	183	263	1	81	183	264
On escape, carried forward from 1958/59	—	—	—	3	4	7	1	4	4	8
Total as at April 1st, 1960	107	134	241	1,905	1,644	3,549	283	2,295	1,778	4,073
Admissions—										
First admissions to Mental Health Services	423	578	1,001	421	315	736	—	844	893	1,737
Readmissions to different institutions	24	28	52	81	136	217	—	105	164	269
Readmissions to same institution	168	237	405	303	275	578	—	471	512	983
Total admissions	615	843	1,458	805	726	1,531	—	1,420	1,569	2,989
Transfers in	6	—	6	30	38	68	27	63	38	101
Total admissions to individual institution	621	843	1,464	835	764	1,599	27	1,483	1,607	3,090
Total under care	728	977	1,705	2,740	2,408	5,148	310	3,778	3,385	7,163
Separations—										
Discharged in full	584	799	1,383	694	591	1,285	5	1,283	1,390	2,673
Died	1	2	3	112	58	170	11	124	60	184
On probation but not discharged	—	—	—	110	197	307	1	111	197	308
Escaped but not discharged	—	—	—	8	4	12	1	9	4	13
Total separations	585	801	1,386	924	850	1,774	18	1,527	1,651	3,178
Transfers out	23	31	54	208	147	335	4	235	178	413
Total separations from individual institution	608	832	1,440	1,132	997	2,129	22	1,762	1,829	3,591
Net increase or decrease	+13	+11	+24	-214	-46	-260	+7	-194	-35	-229
Number in residence, March 31st, 1960	120	145	265	1,608	1,411	3,019	288	2,016	1,556	3,572

FINANCIAL TABLES

TABLE A.—SHOWING THE AVERAGE NUMBER OF PATIENTS IN RESIDENCE EACH YEAR, THE TOTAL AMOUNTS SPENT FOR MAINTENANCE, AND THE GROSS YEARLY AND DAILY PER CAPITA COST, 1950/51 TO 1959/60.

Institution	Average Number in Residence	Maintenance Expenditure	Yearly per Capita Cost	Daily per Capita Cost
1950/51				
Provincial Mental Hospital, New Westminster	763.81	\$1,081,062.76	\$1,415.35	\$3.88
Provincial Mental Hospital, Essondale	3,425.98	3,419,312.37	998.05	2.73
Provincial Mental Home, Colquitz	286.82	388,744.44	1,355.36	3.71
Home for the Aged, Port Coquitlam	384.74	437,282.20	1,136.56	3.11
Home for the Aged, Vernon	231.42	244,853.02	1,058.05	2.90
Home for the Aged, Terrace	74.07	139,016.27	1,876.82	5.14
Crease Clinic	192.52	525,256.87	2,728.32	7.47
Totals for the year	5,359.36	\$6,235,527.93	\$1,163.48	\$3.19
1951/52				
Provincial Mental Hospital, New Westminster	799.47	\$1,284,649.25	\$1,606.88	\$4.39
Provincial Mental Hospital, Essondale	3,485.14	4,021,001.69	1,153.75	3.15
Provincial Mental Home, Colquitz	282.68	407,123.16	1,440.23	3.94
Home for the Aged, Port Coquitlam	381.03	504,668.17	1,324.48	3.62
Home for the Aged, Vernon	205.43	309,649.55	1,482.72	3.92
Home for the Aged, Terrace	208.97	265,697.50	1,271.46	3.47
Crease Clinic	188.82	689,466.11	3,640.85	9.95
Totals for the year	5,562.54	\$7,482,254.93	\$1,345.11	\$3.68
1952/53				
Provincial Mental Hospital, New Westminster	949.24	\$1,590,703.00	\$1,675.76	\$4.59
Provincial Mental Hospital, Essondale	3,440.54	4,441,278.38	1,290.94	3.54
Provincial Mental Home, Colquitz	284.79	435,108.50	1,520.80	4.17
Home for the Aged, Port Coquitlam	442.94	617,445.55	1,393.97	3.82
Home for the Aged, Vernon	224.18	384,971.73	1,717.24	4.70
Home for the Aged, Terrace	292.07	325,842.57	1,115.63	3.06
Crease Clinic	230.77	759,406.04	3,290.75	9.02
Totals for the year	5,864.33	\$8,552,755.77	\$1,458.44	\$4.00
1953/54				
The Woodlands School	1,150.76	\$1,768,922.31	\$1,537.18	\$4.21
Provincial Mental Hospital, Essondale	3,491.15	4,393,682.65	1,258.52	3.45
Provincial Mental Home, Colquitz	285.28	421,622.61	1,477.93	4.05
Home for the Aged, Port Coquitlam	469.13	683,511.48	1,456.98	3.99
Home for the Aged, Vernon	228.26	378,006.20	1,656.03	4.54
Home for the Aged, Terrace	293.19	330,968.40	1,128.85	3.09
Crease Clinic	235.16	788,302.36	3,352.20	9.18
Totals for the year	6,152.93	\$8,765,016.01	\$1,424.53	\$3.90
1954/55				
The Woodlands School	1,204.60	\$1,811,848.81	\$1,504.11	\$4.12
Provincial Mental Hospital, Essondale	3,517.75	4,685,444.76	1,331.94	3.65
Provincial Mental Home, Colquitz	285.74	426,786.04	1,493.62	4.09
Home for the Aged, Port Coquitlam	527.33	739,859.92	1,403.03	3.84
Home for the Aged, Vernon	230.72	368,726.10	1,598.15	4.38
Home for the Aged, Terrace	296.42	328,553.97	1,108.41	3.04
Crease Clinic	238.63	860,673.73	3,606.73	9.88
Totals for the year	6,301.19	\$9,221,893.33	\$1,463.52	\$4.01
1955/56				
The Woodlands School	1,219.45	\$2,032,263.32	\$1,666.54	\$4.55
Provincial Mental Hospital, Essondale	3,508.79	5,377,708.34	1,532.64	4.19
Provincial Mental Home, Colquitz	285.30	428,248.27	1,501.05	4.10
Home for the Aged, Port Coquitlam	539.27	797,392.10	1,478.65	4.04
Home for the Aged, Vernon	229.62	371,438.14	1,617.62	4.42
Home for the Aged, Terrace	287.30	351,087.68	1,222.02	3.34
Crease Clinic	257.96	935,501.07	3,626.54	9.91
Totals for the year	6,327.69	\$10,293,638.92	\$1,626.76	\$4.44

TABLE A.—SHOWING THE AVERAGE NUMBER OF PATIENTS IN RESIDENCE EACH YEAR, THE TOTAL AMOUNTS SPENT FOR MAINTENANCE, AND THE GROSS YEARLY AND DAILY PER CAPITA COST, 1950/51 TO 1959/60.—Continued.

Institution	Average Number in Residence	Maintenance Expenditure	Yearly per Capita Cost	Daily per Capita Cost
1956/57				
The Woodlands School	1,232.48	\$2,246,193.06	\$1,822.50	\$4.99
Provincial Mental Hospital, Essondale	3,503.60	5,851,370.53	1,670.10	4.58
Provincial Mental Home, Colquitz	284.81	446,497.91	1,567.70	4.30
Home for the Aged, Port Coquitlam	541.83	831,370.73	1,534.38	4.20
Home for the Aged, Vernon	232.58	402,867.14	1,732.17	4.75
Home for the Aged, Terrace	288.45	350,880.96	1,216.43	3.33
Crease Clinic	232.85	996,288.31	4,278.67	11.72
Totals for the year	6,316.60	\$11,125,468.64	\$1,761.31	\$4.83
1957/58				
The Woodlands School	1,266.21	\$2,484,024.86	\$1,961.78	\$5.37
Provincial Mental Hospital, Essondale	3,410.79	5,716,745.90	1,676.08	4.59
Provincial Mental Home, Colquitz	285.36	460,863.85	1,615.03	4.42
Home for the Aged, Port Coquitlam	538.56	898,225.93	1,667.83	4.57
Home for the Aged, Vernon	231.34	395,584.86	1,709.97	4.68
Home for the Aged, Terrace	288.63	379,826.63	1,315.96	3.61
Crease Clinic	235.31	1,077,897.96	4,580.76	12.55
Totals for the year	6,256.20	\$11,413,169.99	\$1,824.30	\$5.00
1958/59				
The Woodlands School	1,377.31	\$2,968,725.50	\$2,155.45	\$5.91
Provincial Mental Hospital, Essondale	3,301.84	6,088,091.20	1,843.84	5.05
Provincial Mental Home, Colquitz	282.99	488,028.69	1,724.55	4.72
Home for the Aged, Port Coquitlam	539.13	961,921.63	1,784.22	4.89
Home for the Aged, Vernon	226.33	410,529.00	1,813.86	4.97
Home for the Aged, Terrace	282.92	386,804.84	1,367.19	3.75
Crease Clinic	236.88	1,149,344.46	4,852.01	13.29
Totals for the Year	6,247.40	\$12,453,445.32	\$1,993.38	\$5.46
1959/60				
Crease Clinic	226.80	\$1,233,254.59	\$5,437.63	\$14.86
Provincial Mental Hospital, Essondale	3,135.48	6,672,849.09	2,128.17	5.81
The Woodlands School	1,395.44	3,443,231.64	2,467.49	6.74
Tranquille School, Tranquille	53.74	400,957.24	7,461.06	20.39
Provincial Mental Home, Colquitz	283.50	523,480.74	1,846.49	5.05
Valleyview Hospital, Port Coquitlam	560.16	1,400,239.30	2,499.71	6.83
Delview Hospital, Vernon	230.92	444,975.54	1,926.97	5.26
Skeenview Hospital, Terrace	285.18	412,230.25	1,445.51	3.95
Totals for the year	6,171.22	\$14,531,218.39	\$2,354.68	\$6.43

TABLE B.—SUMMARY STATEMENT SHOWING THE GROSS AND NET PER CAPITA COST OF THE PATIENTS IN ALL MENTAL HEALTH SERVICE INSTITUTIONS FOR THE YEAR ENDED MARCH 31ST, 1960.

Gross operating costs—	
Crease Clinic	\$1,233,254.59
Provincial Mental Hospital, Essondale	6,672,849.09
The Woodlands School, New Westminster	3,443,231.64
Tranquille School, Tranquille	400,957.24
Provincial Mental Home, Colquitz	523,480.74
Valleyview Hospital, Port Coquitlam	1,400,239.30
Dellview Hospital, Vernon	444,975.54
Skeenaview Hospital, Terrace	412,230.25
Gross cost of all institutions	\$14,531,218.39
Less collections remitted to Treasury	1,821,810.53
	\$12,709,407.86
Daily average population	6,171.22
Gross per capita cost, one year	\$2,354.68
Gross per capita cost, one day	6.43
Net per capita cost, one year	2,059.46
Net per capita cost, one day	5.63

Revenue (Patients' Maintenance Collections) of the Mental Health Services for the Past Ten Years

1950/51	\$763,884.12	1955/56	\$1,358,708.26
1951/52	928,398.83	1956/57	1,546,266.32
1952/53	1,147,831.65	1957/58	1,724,046.70
1953/54	1,300,056.89	1958/59	1,838,158.33
1954/55	1,343,848.02	1959/60	1,821,810.53

TABLE C.—EXPENSE STATEMENT OF THE CREASE CLINIC OF PSYCHOLOGICAL MEDICINE, ESSONDALE, FOR TWELVE MONTHS ENDED MARCH 31ST, 1960

Salaries, Supplies, and Operating Expense	Net Vouchered Expenditure as Per Public Accounts	Service and Supplies from Other Departments		Actual Cost of Operation	Yearly per Capita Cost
		Head-quarters	Public Works Department		
Travelling expense	\$1,671.72			\$1,671.72	\$7.37
Office expense	7,350.53	\$5,007.19		12,357.72	54.49
Medical care	258,896.15			258,896.15	1,141.52
Nursing and ward supplies	656,292.50			656,292.50	2,893.71
Dietary	171,436.65			171,436.65	755.89
Heat, light, water, and power	24,000.00			24,000.00	105.82
Laundry	9,600.00			9,600.00	42.33
Cars and trucking	8,523.90			8,523.90	37.58
Occupational and recreational therapy	28,368.80			28,368.80	125.08
Incidentals and contingencies	17,668.95	724.38		18,393.33	81.10
Buildings, grounds, etc.			\$43,713.82	43,713.82	192.74
Total	\$1,183,809.20	\$5,731.57	\$43,713.82	\$1,233,254.59	\$5,437.63

TABLE D.—EXPENSE STATEMENT OF THE PROVINCIAL MENTAL HOSPITAL, ESSONDALE, FOR TWELVE MONTHS ENDED MARCH 31ST, 1960

Salaries, Supplies, and Operating Expenses	Net Vouchered Expenditure as Per Public Accounts	Service and Supplies from Other Departments		Inventory Adjustments		Actual Cost of Operation	Yearly per Capita Cost
		Headquarters	Public Works Department	Plus on Hand, Mar. 31, 1959	Less on Hand, Mar. 31, 1960		
Office expense	171,165.15					240,310.74	76.64
Medical care	884,597.19					876,169.72	279.44
Nursing and ward supplies	2,898,563.31			\$151,458.05	\$159,885.52	2,897,088.61	923.98
Dietary	1,247,252.36			148,060.29	149,534.99	1,256,615.30	400.77
Heat, light, water, and power	286,186.11			73,208.59	63,845.65	286,508.87	91.38
Laundry	131,691.86			25,334.15	25,011.39	131,691.86	42.00
Cars and trucking	76,989.07					76,989.07	24.55
Occupational and recreational therapy	138,752.74					138,752.74	44.25
Incidentals and contingencies	146,240.45			98,334.69	100,207.00	156,243.64	49.63
Buildings, grounds, etc.				\$496,395.77	\$498,484.55	602,026.05	192.00
Total	\$5,991,890.71	\$79,148.80	\$603,898.36	\$496,395.77	\$498,484.55	\$6,672,849.09	\$2,128.17

TABLE E.—EXPENSE STATEMENT OF THE WOODLANDS SCHOOL, NEW WESTMINSTER, FOR TWELVE MONTHS ENDED MARCH 31ST, 1960

Salaries, Supplies, and Operating Expenses	Net Vouchered Expenditure as Per Public Accounts	Service and Supplies from Other Departments		Inventory Adjustments		Actual Cost of Operation	Yearly per Capita Cost
		Headquarters	Public Works Department	Plus on Hand, Mar. 31, 1959	Less on Hand, Mar. 31, 1960		
Office expense	34,096.77					64,983.02	44.18
Medical care	250,214.14					251,000.06	189.24
Nursing and ward supplies	2,029,930.88			\$20,712.38	\$19,365.46	2,029,598.80	1,454.29
Dietary	556,207.17					556,207.17	398.59
Heat, light, water, and power	105,271.97			1,302.83	943.95	105,570.85	75.70
Laundry	36,000.00					36,000.00	23.80
Cars and trucking	17,636.16					17,636.16	12.64
Occupational and recreational therapy	104,661.28					104,661.28	75.00
Incidentals and contingencies	45,158.81			28,481.00	47,423.00	49,609.72	35.55
Buildings, grounds, etc.				\$243,707.17	\$243,707.17	224,765.17	161.07
Total	\$3,181,543.51	\$33,217.16	\$243,707.17	\$30,496.21	\$67,732.41	\$3,443,231.64	\$2,467.49

TABLE F.—EXPENSE STATEMENT OF THE TRANQUILLE SCHOOL, TRANQUILLE, FOR TWELVE MONTHS ENDED MARCH 31ST, 1960

Salaries, Supplies, and Operating Expenses	Net Vouchered Expenditure as per Public Accounts	Service and Supplies from Other Departments		Inventory Adjustments		Actual Cost of Operation	Yearly per Capita Cost
		Headquarters	Public Works Department	Plus on Hand, Mar. 31, 1959	Less on Hand, Mar. 31, 1960		
Travelling expense	\$778.23					\$778.23	\$14.48
Office expense	22,148.47	\$1,541.72				23,690.19	440.83
Medical care	1,590.19					1,590.19	29.29
Nursing and ward supplies	69,677.79			\$10,265.17		59,412.62	1,105.26
Dietary	54,691.78			1,371.21		53,320.57	995.20
Heat, light, water, and power	44,827.64			63.63		44,764.01	832.97
Laundry	5,896.73					5,896.73	109.71
Cars and trucking	3,153.19			65.60		3,087.59	57.45
Occupational and recreational therapy	8,958.03	223.04		298.67		8,958.03	164.11
Incidentals and contingencies	6,425.26					6,425.26	121.71
Buildings, grounds, etc.			\$193,109.45			193,109.45	3,593.40
Totals	\$218,147.31	\$1,764.76	\$193,109.45	\$12,064.28		\$400,937.24	\$7,461.06

TABLE G.—EXPENSE STATEMENT OF THE PROVINCIAL MENTAL HOME, COLQUITZ, FOR TWELVE MONTHS ENDED MARCH 31ST, 1960

Salaries, Supplies, and Operating Expenses	Net Vouchered Expenditure as per Public Accounts	Service and Supplies from Other Departments		Inventory Adjustments		Actual Cost of Operation	Yearly per Capita Cost
		Headquarters	Public Works Department	Plus on Hand, Mar. 31, 1959	Less on Hand, Mar. 31, 1960		
Travelling expense	\$330.66					\$330.66	\$1.17
Office expense	16,830.10	\$6,248.76				23,078.86	81.41
Medical care	8,548.53					8,548.53	30.15
Nursing and ward supplies	263,614.19			\$9,096.04		263,864.56	930.74
Dietary	127,094.44			8,748.26		126,324.97	445.59
Heat, light, water, and power	29,357.36			645.16		28,846.46	101.75
Laundry	4,444.81					4,444.81	15.68
Cars and trucking	349.99	904.00				349.99	1.23
Occupational and recreational therapy	20,352.92					20,352.92	71.79
Incidentals and contingencies	7,894.02			4,610.57		8,798.02	31.03
Buildings, grounds, etc.			\$37,826.14			38,540.96	135.95
Totals	\$478,817.02	\$7,152.76	\$37,826.14	\$23,100.03	\$23,412.21	\$523,480.74	\$1,846.49

TABLE H.—EXPENSE STATEMENT OF THE VALLEYVIEW HOSPITAL, PORT COQUITLAM, FOR TWELVE MONTHS ENDED MARCH 31ST, 1960

Salaries, Supplies, and Operating Expense	Net Vouchered Expenditure as per Public Accounts	Service and Supplies from Other Departments		Actual Cost of Operations	Yearly per Capita Cost
		Headquarters	Public Works Department		
Travelling expense	\$794.56			\$794.56	\$1.42
Office expense	15,230.74	\$12,347.43		27,578.17	49.23
Medical care	138,080.76			138,080.76	246.50
Nursing and ward supplies	805,576.28			805,576.28	1,438.12
Dietary	234,645.99			234,645.99	418.89
Heat, light, water, and power	63,083.75			63,083.75	112.62
Laundry	14,800.00			14,800.00	26.42
Cars and trucking	8,252.50			8,252.50	14.73
Occupational and recreational therapy	7,284.82			7,284.82	13.00
Incidentals and contingencies	44,665.34	1,786.28		46,451.62	82.93
Buildings, grounds, etc.			\$53,690.85	53,690.85	95.85
Totals	\$1,332,414.74	\$14,133.71	\$53,690.85	\$1,400,239.30	\$2,499.71

PART IV.—PROVINCIAL MENTAL HOME, COLQUITZ

REPORT OF MEDICAL SUPERINTENDENT

L. G. C. D'EASUM, MEDICAL SUPERINTENDENT

The fiscal year April 1st, 1959, to March 31st, 1960, was an uneventful one at this institution, and there were no outstanding events to report. However, all the departments were kept busy doing their routine tasks.

There were a few changes in the personnel of the staff. During the year one psychiatric nurse, Mr. A. H. Stevenson, retired, having reached the age of superannuation, and three psychiatric aides left the service for various reasons. The vacancies were filled by the appointment of four psychiatric aides. The percentage of psychiatric aides to the total nursing staff is approximately 40.6 per cent.

Our patient population on April 1st, 1959, was 281, and on March 31st, 1960, was 288. During the year twenty-seven patients were received from the Provincial Mental Hospital, Essondale, and four patients were transferred from this institution to Essondale. Three of the latter were transferred to the North Lawn Building for treatment for pulmonary tuberculosis.

Three patients were discharged in full during the year. One was discharged on transfer to St. John's Hospital in Newfoundland and the second patient was considered sufficiently recovered to be returned to the British Columbia Penitentiary. Two patients were discharged on probation.

During the year fifteen patients were seen by the Appeal Board. There were eleven patient deaths during the year, most of these being in the old-age group, and in most cases the cause of death was due to cardiac failure.

During the year a number of patients were allowed to go home on leave for varied periods of time, from a week-end to two to three weeks. These patients have always returned on the appointed date and have not abused their privileges.

As always, the Vancouver Island Chest Clinic has been most co-operative and has made regular visits to the Home with a portable X-ray unit to X-ray both patients and staff.

Throughout the year the general health of the patients was good. Regular visits were made during the year by Drs. S. S. Avren and W. Dempsey to care for the physical and dental needs of the patients respectively.

OCCUPATIONAL THERAPY DEPARTMENT

This department was kept busy during the year, and both occupational-therapy shops were utilized to the fullest. With the various crafts of ceramics, art metal-work, leatherwork, and woodwork of all kinds, as well as maintenance of buildings and decorating, the two occupational-therapy shops had a busy year. A large number of toys were made, others repaired, and taken to the Cosmopolitan Club in Victoria for distribution to needy families at Christmas.

A display of handicraft was shown at the Victoria Exhibition in May, 1959. Many favourable comments were heard about this display.

Twenty oak and mahogany tables of period furniture design were made for the new Government House. These were not available in Victoria and were required for the occasion of the Queen's visit.

A group of patients was kept busy during the year working under supervision repairing and maintaining the buildings and equipment.

The second wooden stairway leading from the Lower East Ward to the Top East Ward was replaced by a concrete stairway. In the Lower East dining-room, which comprises an area of approximately 1,600 square feet, light-green asphalt tile was laid on the concrete floor. This has enhanced the appearance of this room, as well as making it a lot easier to keep clean.

A new fire-escape was made and installed at the staff house. A new gutter was installed all around, and the staff house roof was completely reshingled with composition shingle.

The greenhouse was all repainted and painted during the summer.

During the year the Top East Ward kitchen was enlarged, and new cupboards were made for it.

The sewage plant, which has been in operation for four years, was completely emptied, cleaned, scraped, painted, and overhauled. This was a big undertaking, as the work had to be done in winter under adverse conditions.

Fire-fighting equipment was checked regularly and was found to be in satisfactory condition when inspected by the Saanich Fire Department in November.

TAILOR AND SHOE SHOP

During the year an average of five patients was kept occupied in the tailor-shop and shoe-shop, and many new articles were made and supplied to Stores. In the previous report I mentioned that most of the material was used in making new canvas blankets. I am glad to report that the patients who were destroying blankets have responded to treatment and no longer have a propensity for destroying clothing.

LAUNDRY

The laundry has continued to work to capacity. The amount of work done was around 3,500 pounds each week and approximately 1,000 blankets a year. Once again this department was called upon to give service to the linen used in the Legislative dining-room during the sitting of the Legislature.

Machinery in the laundry continued to give good service.

RECREATION

During the year a total of ten band and variety concerts was presented for the patients' entertainment in addition to the regular programme of picture shows, television, radio, and various indoor table games.

Weather permitting, the recreation court was in daily use during the summer months, and in the winter months the more active patients were allowed outside to exercise on the cement sidewalks on the inside of the enclosure. Three sightseeing bus tours were arranged during the year, and these are always enjoyed very much by the patients participating.

In October, 1959, a group of volunteer workers of the Canadian Mental Health Association commenced regular weekly visits and added a great deal of enjoyment for the patients at the bingo games and card games.

The Canadian Mental Health Association, Canadian Legion, the combined Women's Institutes, and the Salvation Army provided gifts for the patients at Christmas. The Red Cross Society and the Canadian Legion provided comforts for the ex-servicemen monthly. Books for the patients are supplied by the Public Library Commission and are changed every four months. This library consists of a very good assortment of reading.

The spiritual needs of the patients were cared for by the Roman-Catholic, Salvation Army, and Protestant churches on alternate Sundays.

STATISTICAL TABLES

TABLE 1.—MOVEMENT OF POPULATION, PROVINCIAL MENTAL HOME, COLQUITZ,¹ APRIL 1ST, 1959, TO MARCH 31ST, 1960

	Number
In residence, April 1st, 1959	281
On probation, carried forward from 1958/59	1
On escape, carried forward from 1958/59	1
Total as at April 1st, 1959	283
Admissions—Transfers from Provincial Mental Hospital	27
Total under care	310
Separations—	
Discharged in full	5
Died	11
Transferred to Provincial Mental Hospital	4
On probation and still out	1
On escape but not discharged	1
Total separations	22
Net increase or decrease	+7
In residence, March 31st, 1960	288

¹This institution cares for male patients only.

TABLE 2.—TRANSFERS TO PROVINCIAL MENTAL HOME, COLQUITZ, BY HEALTH UNIT AND SCHOOL DISTRICT OF RESIDENCE, APRIL 1ST, 1959, TO MARCH 31ST, 1960.

Detailed information for the above table may be obtained on request.

TABLE 3.—TRANSFERS TO PROVINCIAL MENTAL HOME, COLQUITZ, BY METHOD OF ADMISSION AND AGE-GROUP, APRIL 1ST, 1959, TO MARCH 31ST, 1960

Method of Admission	Age-group (Years)										Total
	20-24	25-29	30-34	35-39	40-44	45-49	50-54	55-59	60-64	65-69	
Warrant	1	1	2	1	—	—	—	—	—	—	5
Certification	2	4	3	—	4	4	1	3	—	1	22
Totals	3	5	5	1	4	4	1	3	—	1	27

TABLE 4.—TRANSFERS TO PROVINCIAL MENTAL HOME, COLQUITZ, BY MENTAL DIAGNOSIS AND AGE-GROUP, APRIL 1ST, 1959, TO MARCH 31ST, 1960

Mental Diagnosis	Age-group (Years)										Total
	20-24	25-29	30-34	35-39	40-44	45-49	50-54	55-59	60-64	65-69	
<i>With Psychosis</i>											
Schizophrenic disorders	2	4	4	1	4	4	1	2	—	1	23
<i>Without Psychosis</i>											
Immature personality	—	—	1	—	—	—	—	—	—	—	1
Mental deficiency	—	1	—	—	—	—	—	1	—	—	2
Pathological personality	1	—	—	—	—	—	—	—	—	—	1
Totals	3	5	5	1	4	4	1	3	—	1	27

TABLE 5.—TRANSFERS TO PROVINCIAL MENTAL HOME, COLQUITZ, BY MENTAL DIAGNOSIS AND MARITAL STATUS, APRIL 1ST, 1959, TO MARCH 31ST, 1960

TABLE 6.—TRANSFERS TO PROVINCIAL MENTAL HOME, COLQUITZ, BY MENTAL DIAGNOSIS AND YEARS OF SCHOOLING, APRIL 1ST, 1959, TO MARCH 31ST, 1960

TABLE 7.—TRANSFERS TO PROVINCIAL MENTAL HOME, COLQUITZ, BY CITIZENSHIP AND AGE-GROUP, APRIL 1ST, 1959, TO MARCH 31ST, 1960

TABLE 8.—TRANSFERS TO PROVINCIAL MENTAL HOME, COLQUITZ, BY RELIGION, APRIL 1ST, 1959, TO MARCH 31ST, 1960

TABLE 9.—TRANSFERS TO PROVINCIAL MENTAL HOME, COLQUITZ, BY PREVIOUS OCCUPATION, APRIL 1ST, 1959, TO MARCH 31ST, 1960

Detailed information for the above tables may be obtained on request.

TABLE 10.—RESIDENT POPULATION OF PROVINCIAL MENTAL HOME, COLQUITZ, BY MENTAL DIAGNOSIS AND AGE-GROUP, DECEMBER 31ST, 1959

Mental Diagnosis	Age-group (Years)											Total
	15-19	20-24	25-29	30-34	35-39	40-44	45-49	50-54	55-59	60-64	65-69	
<i>With Psychosis</i>												
Schizophrenic disorders	1	3	7	14	20	12	30	26	40	18	29	37
Manic-depressive reaction								1	1		2	6
Paranoia and paranoid state								1			1	3
Psychosis with cerebral arteriosclerosis										1	1	4
Alcoholic psychosis									1		1	2
Psychoses with other demonstrable etiology							1	1				1
Others and unspecified psychosis								1	4			1
Syphilis and its sequelae												1
Total with psychosis	1	3	7	14	20	12	31	29	46	19	33	42
<i>Without Psychosis</i>												
Pathological personality		1		2			1					2
Immature personality							1					2
Alcoholism					2	3	4	3	2	1	1	4
Mental deficiency				1		2			1			4
Chronic brain syndrome, N.D.S.												
Epilepsy												
Total without psychosis	1	4	8	17	22	17	37	32	52	22	34	34
Grand totals	2	7	15	31	42	29	68	61	98	41	67	76

TABLE 11.—RESIDENT POPULATION OF PROVINCIAL MENTAL HOME, COLQUITZ, BY MENTAL DIAGNOSIS AND NUMBER OF PREVIOUS ADMISSIONS, DECEMBER 31ST, 1959.

TABLE 12.—RESIDENT POPULATION OF PROVINCIAL MENTAL HOME, COLQUITZ, BY MENTAL DIAGNOSIS AND LENGTH OF STAY, DECEMBER 31ST, 1959

Detailed information for the above tables may be obtained on request.

TABLE 13.—LIVE DISCHARGES FROM PROVINCIAL MENTAL HOME, COLQUITZ, BY MENTAL DIAGNOSIS AND CONDITION ON DISCHARGE, APRIL 1ST, 1959, TO MARCH 31ST, 1960.

Mental Diagnosis	Condition on Discharge		Total
	Improved	Unimproved	
Schizophrenic disorders	3	5	8
Immature personality	1	—	1
Totals	4	5	9

TABLE 14.—LIVE DISCHARGES AND DEATHS FROM PROVINCIAL MENTAL HOME, COLQUITZ, BY MENTAL DIAGNOSIS AND AGE-GROUP, APRIL 1ST, 1959, TO MARCH 31ST, 1960.

Mental Diagnosis	Age-group (Years)										Total
	20-24	25-29	30-34	35-39	40-44	45-49	50-54	55-59	60-64	65-69	
<i>Live Discharges</i>											
Schizophrenic disorders	1	1	2	1	1	—	—	—	1	—	1
Immature personality	—	—	—	—	—	—	1	—	—	—	—
Totals	1	1	2	1	1	—	1	—	1	—	1
<i>Deaths</i>											
Schizophrenic disorders	—	—	—	—	—	—	2	—	—	—	4
Syphilis and its sequelae	—	—	—	—	—	—	—	—	1	—	1
Alcoholism	—	—	—	—	—	—	—	—	1	—	1
Epilepsy	—	—	—	—	—	—	1	—	—	—	1
Mental deficiency	—	—	—	—	—	—	2	—	—	—	2
Totals	—	—	—	—	—	—	5	—	2	—	4

TABLE 15.—LIVE DISCHARGES FROM AND DEATHS OCCURRING IN PROVINCIAL MENTAL HOME, COLQUITZ, BY MENTAL DIAGNOSIS AND LENGTH OF STAY, APRIL 1ST, 1959, TO MARCH 31ST, 1960.

Detailed information for the above table may be obtained on request.

TABLE 16.—DEATHS OCCURRING IN PROVINCIAL MENTAL HOME, COLQUITZ, BY CAUSE OF DEATH AND AGE-GROUP, APRIL 1ST, 1959, TO MARCH 31ST, 1960

Cause of Death	Age-group (Years)					Total
	30-54	55-59	60-64	65-69	70 and Over	
Malignant neoplasm	—	—	1	—	—	1
Cerebrovascular lesions	—	—	—	—	1	1
Arteriosclerotic and degenerative heart disease	4	—	1	—	3	8
Pneumonia	1	—	—	—	—	1
Totals	5	—	2	—	4	11

TABLE 17.—DEATHS OCCURRING IN PROVINCIAL MENTAL HOME, COLQUITZ, BY CAUSE OF DEATH AND LENGTH OF STAY, APRIL 1ST, 1959, TO MARCH 31ST, 1960

Detailed information for the above table may be obtained on request.

PART V.—GERIATRIC DIVISION

REPORT OF MEDICAL SUPERINTENDENT

B. F. BRYSON, MEDICAL SUPERINTENDENT

The Geriatric Division of the Mental Health Services Branch has continued to provide special medical and psychiatric care for a large number of the elderly citizens of the Province. During the fiscal year 1959/60 the three units of this Division were able to provide this special care for over 1,400 patients.

The year has seen several major changes in the organization of the Division as a whole, and at the Port Coquitlam unit new facilities and accommodation became a reality with the opening of the Valleyview Building.

Since 1936 the Home for the Aged at Port Coquitlam and later the Homes for the Aged at Vernon and Terrace, which constituted the Geriatric Division of the Mental Health Services Branch, have operated under the *Provincial Homes for the Aged Act*. The *Mental Hospitals Act Amendment Act, 1958*, provided for the Provincial Homes for the Aged at Port Coquitlam, Vernon, and Terrace to be public mental hospitals administered under the *Mental Hospitals Act*, and further provided that the *Provincial Homes for the Aged Act* be repealed. This legislation was proclaimed and became effective January 1st, 1960.

The prime function of the three units of this Division is to provide treatment for our elderly patients with a view to rehabilitation to home or other suitable environment in the community wherever possible. The term "Home for the Aged," however, has tended to create a false impression of the purpose of these units and has long connoted the negative attitude that they are "places of final rest and little hope." It was considered advisable, therefore, to dispense with this term and to adopt more suitable names. Accordingly, the Home for the Aged, Port Coquitlam, was renamed Valleyview Hospital, Essondale; the Vernon unit was renamed Dellview Hospital; and the Terrace unit renamed Skeenaview Hospital.

There has been no change in the general administration of the Geriatric Division, however, which remains under the jurisdiction of the Medical Superintendent with headquarters at Valleyview Hospital. In addition, the problem of finding adequate accommodation and treatment for the mentally disturbed elderly citizens of the Province remains great, so that it is necessary to use available vacancies for the care of those persons most in need. Applications for the admission of persons over the age of 70 years must still be forwarded to the Medical Superintendent at Valleyview Hospital.

The continued problem of finding suitable treatment and accommodation for elderly persons is reflected in the significant increase in the number of applications received during the year. During the past twelve months a total of 387 new applications was received. This represents an increase of fifty-one or 15 per cent over the previous year. Of this total, 213 were for men and 174 for women. The average number received per month has risen to thirty-two, compared to the monthly average of twenty-eight over the past several years.

As in past years, the greatest number of requests was received from the Lower Mainland for admission to Valleyview Hospital, and this year totalled 278, an increase of twenty-seven. From the Okanagan and Kootenay areas, requests for admission to Dellview Hospital totalled eighty-nine, in increase of sixteen, while from the northern section of the Province there were twenty applications received.

Estimated Expenditure for Fiscal Year Ending March 31, 1961	SERVICE	Fiscal Year Ending March 31, 1962
	MENTAL HEALTH SERVICES—Continued	
	VOTE 170.	
	IN-PATIENT CARE	
	(a) Crease Clinic (Code 17001)	
	(b) Provincial Mental Hospital (Code 17002)	
	(c) "Vista" Rehabilitation Centre (Code 17003)	
	(d) "Venture" Rehabilitation Centre (Code 17004)	
	(e) Provincial Mental Home (Code 17005)	
	(f) Valleyview Hospital, Essondale (Code 17006)	
	(g) Dellview Hospital, Vernon (Code 17007)	
	(h) Skeenaview Hospital, Terrace (Code 17008)	
	(i) The Woodlands School (Code 17009)	
	(j) Tranquille School (Code 17010)	
	Salaries:	
\$36,000	Three Medical Superintendents—Grade 3	\$36,000
12,000	Specialist (Clinical Director)	12,000
34,560	Three Medical Superintendents—Grade 2	34,560
35,460	Three Specialists and Consultants	35,460
80,640	Seven Senior Physician Specialists	80,640
82,680	Eleven Physician Specialists	117,660
(1) 11,220	Two Medical Superintendents—Grade 1	22,440
(20) 199,860	Twenty-two Physicians—Grade 2	209,660
26,700	Physician—Grade 1	7,260
	Dental Officer—Grade 3	9,780
35,100	Three Dental Officers—Grade 2	26,460
(2) 11,280	Three Supervisors (Vernon, Terrace, and Tranquille)	17,160
	Other hospital employees (including Psychologists, Pharmacists, Bacteriologists, Therapists, Teachers, Dieticians, Technicians, Clerks, Nurses, Tradesmen, etc.)	10,851,905
10,409,604	Special living allowance (Terrace)	11,160
11,340		
\$10,986,444		(3,105) \$11,472,145
(3,030) 566,500	Less recruitment saving	541,500
\$10,419,944		\$10,930,645
	Expenses:	
	Code No.	
75,000	001 Office expense	78,000
17,000	202 Travelling expense	18,500
10,500	004 Office furniture and equipment	14,600
634,680	006 Heat, light, power, and water	654,700
740,000	008 Medical care	791,200
2,325,000	010 Dietary	2,374,600
89,450	011 Laundry	86,500
5,000	012 Grants to trustees of Patients' Comfort Fund	5,000
7,500	019 Grant to Department of Neurological Research, University of British Columbia	7,500
29,250	022 Transportation	29,250

Estimated Expenditure for Fiscal Year Ending March 31, 1961	SERVICE	Fiscal Year Ending March 31, 1962
	MENTAL HEALTH SERVICES—Continued	
	VOTE 170	
	IN-PATIENT CARE—Continued	
	Expenses—Continued	
	Code No.	
\$770,000	024 General supplies	\$805,400
52,000	025 Occupational and recreational therapy	55,400
11,500	027 Audio-Visual Department	11,500
5,200	028 Patient education	6,200
3,000	029 Motor-vehicles and accessories	18,500
132,700	030 Incidentals and contingencies	141,900
1,000	031 Administration of Psychiatric Nurses Act	1,000
	032 Council of Psychiatric Nurses for Bursary Trust Fund	1,200
1,200		
\$15,329,924		\$16,031,595
90,000	Salaries and expenses for 100-bed unit, Tranquille	
\$15,419,924		\$16,031,595
	Less—	
398,672	Federal health grant—salaries	\$431,166
91,170	Deductions for board	88,300
46,950	Deductions for rent	31,450
	Donations, proceeds from sale of patients' work, etc.	5,000
5,000	Sundry transfers	109,000
107,500	Licence fees received under the Psychiatric Nurses Act	2,200
2,200	Maintenance receipts	2,105,000
2,105,000		2,772,116
\$12,663,432		
	Total of Vote 170	\$13,259,479
	VOTE 171.	
\$653,479	Mental Health Care (Federal Programme)	\$790,742
	Less allocated to—	
	General Administration (Vote 166)	\$11,388
5,400	Department of Nursing Education (Vote 167)	5,400
11,520	Burnaby Mental Health Centre (Vote 168)	11,520
398,672	In-patient Care—Salaries (Vote 170)	431,166
		459,474
\$237,887		\$331,268
237,877	Less Federal health grants (not allocated)	331,258
\$10		
	Total of Vote 171	10

Estimated Expenditure for Fiscal Year Ending March 31, 1961	SERVICE	Fiscal Year Ending March 31, 1962
	<i>MENTAL HEALTH SERVICES—Continued</i>	
	<u>VOTE 172.</u>	
	Code No.	
\$50,000	030 Implementation of Mental Health Survey Recommendations	\$100,000
<u>\$14,248,214</u>	Sub-total, Mental Health Services	<u>\$14,965,331</u>

Estimated Expenditure for Fiscal Year Ending March 31, 1961	SERVICE	Fiscal Year Ending March 31, 1962
	<i>DEPARTMENT OF HEALTH SERVICES AND HOSPITAL INSURANCE—Continued</i>	
	HOSPITAL INSURANCE SERVICES	
	<u>VOTE 173.</u>	
	HOSPITAL INSURANCE SERVICE	
	Salaries:	
\$14,400	Deputy Minister	\$14,400
10,860	Assistant Deputy Minister	10,860
11,520	Medical Consultant	11,520
	Assistant Medical Consultant	10,500
7,980	Supervisor, Hospital Construction	7,980
9,420	Supervisor, Hospital Finance	9,420
	Supervisor, Hospital Consultation and Inspection	8,700
8,700	Supervising Auditor	9,060
9,060	Audit Accountant—Grade 5	8,340
8,340	Two Audit Accountants—Grade 4	15,060
14,730	Four Audit Accountants—Grade 3	23,400
23,160	Three Audit Accountants—Grade 2	15,270
(2) 9,612	Administrative Assistant—Grade 2	7,620
7,620	Chief Clerk	5,880
5,640	Architect—Grade 1	5,160
	Inspector of Hospitals and Consultants—Grade 3	7,560
7,560	Six Inspectors of Hospitals and Consultants—Grade 2	38,490
39,660	Supervisor of Research—Grade 1	7,260
6,960	Research Assistant—Grade 2	5,400
	Research Assistant—Grade 1	
4,980	Principal Clerk	5,160
5,160	Two Senior Inspectors, Hospital Insurance Service	10,320
10,320	Six Inspectors, Hospital Insurance Service	26,538
25,836	Seven Senior Clerks	31,500
31,152	Five Clerks—Grade 3	20,266
(4) 16,608	Four Clerks—Grade 2	13,674
(5) 17,094	Fifteen Clerks—Grade 1	41,390
41,526	Clerk-Stenographer—Grade 5	4,020
4,020	Two Clerk-Stenographers—Grade 4	7,260
(1) 3,564	Five Clerk-Stenographers—Grade 3	16,398
(7) 22,746	Nine Clerk-Stenographers—Grade 2	24,914
(8) 22,146	Clerk-Stenographer—Grade 1	2,268
	Office Equipment Operator—Grade 3	3,564
3,564	Five Office Equipment Operators—Grade 2	13,614
(3) 8,550	Six Medical Coders	22,104
(5) 17,628	Coder	2,460
(2) 4,860	Two Clerk-Typists—Grade 1	4,728
	Six Junior Clerks	13,036
(6) 13,806	Temporary assistance	11,000
11,000		
(101) \$459,782		(109) \$496,094

MENTAL HEALTH SERVICES

VOTE 173.

GENERAL ADMINISTRATION

Salaries	\$142,242.68	
Temporary assistance	7,569.02	
	<u>\$149,811.70</u>	
Office expense	5,201.34	
Travelling expense	5,366.88	
Office furniture and equipment	664.11	
Incidentals and contingencies	393.49	
Subscription, Social Service Index	384.30	
American Psychiatric Association survey	207.89	
		\$162,029.71

VOTE 174.

FARMS

(a) Colony Farm

Salaries	\$132,309.72	
Temporary assistance	47,130.06	
	<u>\$179,439.78</u>	
Office expense	521.54	
Travelling expense	794.75	
Heat, light, power, and water	6,937.47	
Equipment and machinery	6,203.57	
Maintenance of buildings and grounds	1,343.45	
Maintenance and operation of equipment	5,948.39	
Feed for stock	107,134.08	
Fertilizer and seed	5,724.50	
Cannery supplies	36,584.36	
Farm drainage	3,368.16	
General farm expense	30,198.81	
		\$384,198.86
Less rentals	\$2,562.05	
Less sundry sales	19,676.76	
Less sundry transfers	428,130.06	
		450,368.87
	(Credit)	\$66,170.01
Excess of receipts over disbursements applied to various votes		66,170.01

(b) Colquitz Farm

Salaries	\$29,748.20	
Office expense	6.22	
Travelling expense	72.84	
Heat, light, power and water	2,430.17	
Equipment and machinery	2,918.12	
Maintenance of buildings and grounds	363.24	
Maintenance and operation of equipment	2,668.25	
Feed for stock	13,740.30	
Fertilizer and seed	1,069.28	
General farm expense	5,991.18	
		\$59,007.80
Less rentals	\$834.00	
Less sundry sales	1,373.55	
Less sundry transfers	46,554.18	
		48,761.73
		\$10,246.07
Excess of receipts over disbursements applied to various votes		10,246.07

MENTAL HEALTH SERVICES—Continued

VOTE 174.

FARMS—Continued

(c) Tranquille Farm

Salaries	\$52,924.00	
Temporary assistance	29,400.35	
	<u>\$82,324.35</u>	
Office expense	229.11	
Travelling expense	312.62	
Office furniture and equipment	—	
Heat, light, power, and water	—	
Equipment and machinery	3,627.28	
Maintenance of buildings and grounds	440.32	
Maintenance and operation of equipment	4,869.54	
Feed for stock	36,012.24	
Fertilizer and seed	3,080.14	
Cannery supplies and hourly labour—		
Temporary assistance	—	52.00
Expenses	\$52.00	—
General farm expense		9,985.69
		<u>\$140,933.29</u>
Less rentals	\$3,067.17	
Less sundry sales	34,235.92	
Less sundry transfers	77,867.12	
		115,170.21
		\$25,763.08
Excess of disbursements over receipts transferred to various votes		25,763.08

VOTE 175.

SCHOOL OF PSYCHIATRIC NURSING

Salaries	\$146,948.42	
Temporary assistance	538,535.60	
	<u>\$685,484.02</u>	
Office expense	4,775.62	
Travelling expense	458.55	
Office furniture and equipment	694.80	
Incidentals and contingencies	4,106.58	
		\$695,519.57
Less rentals		261.77
		\$695,257.80

VOTE 176.

COMMUNITY SERVICES—MENTAL HEALTH CENTRES

(a) Burnaby

Salaries	\$304,415.72	
Temporary assistance	46,855.46	
	<u>\$351,271.18</u>	
Office expense	4,876.70	
Travelling expense	9,891.23	
Office furniture and equipment	—	
Heat, light, power, and water	18,381.74	
Medical care	9,123.30	
Dietary	11,167.08	
Laundry	1,524.00	
Transportation	3,360.30	
General supplies	3,443.42	
Occupational and recreational therapy	2,568.08	
Motor-vehicles and accessories	—	

MENTAL HEALTH SERVICES—Continued

VOTE 176. COMMUNITY SERVICES—MENTAL HEALTH CENTRES—Continued

(a) Burnaby—Continued

Incidentals and contingencies	\$2,351.97	
		\$417,959.00
Less board	\$2,500.00	
Less occupational-therapy sales	124.40	
	2,624.40	
		\$415,334.60

(b) Victoria

Salaries	\$42,292.32	
Office expense	372.71	
Travelling expense	1,644.29	
Office furniture and equipment	193.43	
Incidentals and contingencies	227.07	
	44,729.82	\$460,064.42

VOTE 177.

IN-PATIENT CARE

(a) Crease Clinic (Clinic of Psychological Medicine)

Salaries	\$811,225.26	
Temporary assistance	170,601.97	
	\$981,827.23	
Office expense	5,703.73	
Travelling expense	2,388.77	
Office furniture and equipment	925.26	
Heat, light, power, and water	24,309.62	
Medical care	79,422.75	
Dietary	139,584.06	
Laundry	9,691.16	
General supplies	24,604.83	
Transportation	4,200.00	
Occupational and recreational therapy	12,957.89	
Incidentals and contingencies	4,186.94	
	\$1,289,802.24	
Less board	\$25,488.00	
Less rentals	5,037.68	
Less drawback on alcohol	450.96	
Less sundry receipts	50.45	
Less maintenance receipts	2,700.95	
	33,728.04	
		\$1,256,074.20

(b) Provincial Mental Hospital

Salaries	\$3,131,112.53	
Temporary assistance	795,432.03	
	\$3,926,544.56	
Office expense	56,825.25	
Travelling expense	9,029.79	
Office furniture and equipment	8,397.95	
Heat, light, power, and water	288,861.56	
Medical care	378,291.21	
Dietary	1,025,238.59	
Laundry	31,219.32	
Grant to trustee of Patients' Comfort Fund	5,000.00	
Neurological research University of British Columbia grant	7,500.00	
Transportation	6,855.96	
General supplies	407,361.28	
Occupational and recreational therapy	4,940.18	
Audio-visual department	10,672.70	

MENTAL HEALTH SERVICES—Continued

VOTE 177.

IN-PATIENT CARE—Continued

(b) Provincial Mental Hospital—Continued

Patient education	\$237.43	
Motor-vehicles and accessories	824.48	
Incidentals and contingencies	50,189.19	
Administration of Psychiatric Nurses Act	1,704.35	
Council of Psychiatric Nurses for Bursary Trust Fund	1,200.00	
	\$6,158,455.16	
Less board	\$15,200.80	
Less rentals	24,674.15	
Less registration fees re Psychiatric Nurses Act	586.00	
Less sale of occupational-therapy articles	5,216.09	
Less drawback on alcohol	1,088.01	
Less transport	1,654.50	
Less sundry receipts	5,116.00	
Less sundry refunds	1,175.40	
Less maintenance receipts	1,246,913.72	
Less chargeable to Government of Canada	1,869.62	
	1,303,494.29	\$4,854,960.87

(c) "Vista" Rehabilitation Centre

Salaries	\$8,937.60	
Temporary assistance	1,524.00	
	\$10,461.60	
Office expense	202.00	
Heat, light, power, and water	907.93	
Medical care	2.09	
Dietary	2,726.34	
Transportation	.38	
General supplies	86.87	
Occupational and recreational therapy	12.89	
Incidentals and contingencies	268.22	
	\$14,668.32	
Less board	\$225.00	
Less rentals	105.00	
	330.00	14,338.32

(d) "Venture" Rehabilitation Centre

Office expense	\$330.96	
Travelling expense	21.28	
Heat, light, power, and water	1,013.63	
Dietary	2,800.22	
General supplies	4.78	
Incidentals and contingencies	175.11	
	4,345.98	

(e) Provincial Mental Home

Salaries	\$270,912.05	
Temporary assistance	45,921.61	
	\$316,833.66	
Office expense	1,183.75	
Travelling expense	572.40	
Heat, light, power, and water	30,299.03	
Medical care	5,907.94	

MENTAL HEALTH SERVICES—Continued

IN-PATIENT CARE—Continued

VOTE 177.

(e) Provincial Mental Home—Continued

Dietary	\$108,815.25	
Laundry	622.50	
Transportation	915.14	
General supplies	21,815.59	
Occupational and recreational therapy	1,587.60	
Audio-visual department	62.00	
Incidentals and contingencies	3,109.12	
	<u>\$491,723.98</u>	
Less board	\$3,280.50	
Less rentals	2,223.00	
Less maintenance receipts	22,951.04	
	<u>28,454.54</u>	\$463,269.44

(f) Valleyview Hospital, Essondale

Salaries	\$931,627.47	
Temporary assistance	316,087.03	
	<u>\$1,247,714.50</u>	
Office expense	4,718.68	
Travelling expense	749.34	
Heat, light, power, and water	62,400.00	
Medical care	72,650.21	
Dietary	215,097.81	
Laundry	18,464.56	
Transportation	4,800.00	
General supplies	62,832.73	
Occupational and recreational therapy	4,033.11	
Audio-visual department	15.79	
Incidentals and contingencies	6,331.33	
	<u>\$1,699,808.06</u>	
Less board	\$7,667.00	
Less rentals	1,403.66	
Less sundry refunds	113.86	
Less maintenance receipts	394,556.49	
	<u>403,741.01</u>	1,296,067.05

(g) Dellview Hospital, Vernon

Salaries	\$204,169.13	
Temporary assistance	61,654.90	
	<u>\$265,824.03</u>	
Office expense	1,410.24	
Travelling expense	506.67	
Office furniture and equipment		
Heat, light, power, and water	19,698.65	
Medical care	11,928.14	
Dietary	68,496.08	
Laundry	3,360.97	
General supplies	21,249.92	
Occupational and recreational therapy	364.95	
Incidentals and contingencies	6,130.20	
Transportation57	
	<u>\$398,970.42</u>	
Less board	\$2,698.00	
Less rentals	1,463.50	
Less sundry sales	1,353.40	
Less maintenance receipts	101,412.84	
	<u>106,927.74</u>	292,042.68

MENTAL HEALTH SERVICES—Continued

IN-PATIENT CARE—Continued

VOTE 177.

(h) Skeenaview Hospital, Terrace

Salaries	\$174,594.01	
Temporary assistance	42,775.65	
	<u>\$217,369.66</u>	
Office expense	867.54	
Travelling expense	517.40	
Office furniture and equipment	751.19	
Heat, light, power, and water	27,457.76	
Medical care	12,495.53	
Dietary	82,794.37	
Laundry	2,885.98	
Transportation	1,180.51	
General supplies	17,695.41	
Occupational and recreational therapy	244.89	
Audio-visual department	999.32	
Incidentals and contingencies	7,198.99	
	<u>\$372,458.55</u>	
Less board	\$3,951.00	
Less rentals	4,001.25	
Less refunds	77.10	
Less maintenance receipts	73,381.12	
	<u>81,410.47</u>	\$291,048.08

(i) Woodlands School

Salaries	\$1,810,088.20	
Temporary assistance	599,200.13	
	<u>\$2,409,288.33</u>	
Office expense	10,168.85	
Travelling expense	3,151.11	
Office furniture and equipment	3,340.03	
Heat, light, power, and water	108,842.75	
Medical care	91,409.82	
Dietary	518,316.83	
Laundry	36,127.44	
Transportation	4,535.06	
General supplies	176,315.92	
Occupational and recreational therapy	12,690.91	
Audio-visual department	1,681.04	
Patient education	1,120.44	
Motor-vehicles and accessories	109.20	
Incidentals and contingencies	22,156.48	
	<u>\$3,399,254.21</u>	
Less occupational-therapy sales	\$365.49	
Less board	14,524.00	
Less rentals	3,145.01	
Less sundry receipts	305.00	
Less maintenance receipts	61,797.41	
	<u>80,136.91</u>	3,319,117.30

(j) Tranquille School

Salaries	\$150,381.48	
Temporary assistance	15,974.42	
	<u>\$166,355.90</u>	
Office expense	6,501.54	
Travelling expense	360.07	
Office furniture and equipment	414.82	

MOVEMENT OF POPULATION IN INDIVIDUAL INSTITUTIONS, APRIL 1st, 1960, TO MARCH 31st, 1961

PSYCHIATRIC DIVISION

Table with columns for Crease Clinic, Provincial Mental Hospitals (Essondale, Colquitz), and Total. Rows include In residence, Admissions, Separations, Transfers, and Net increase.

SCHOOLS FOR MENTAL DEFECTIVES

Table with columns for The Woodlands School, Tranquille School, and Total. Rows include In residence, Admissions, Separations, Transfers, and Net increase.

GERIATRIC DIVISION

Table with columns for Valleyview Hospital, Dellview Hospital, Skeena-view Hospital, and Total. Rows include In residence, Admissions, Transfers, Separations, and Net increase.

MOVEMENT OF POPULATION OF MENTAL HEALTH SERVICES, APRIL 1st, 1960, TO MARCH 31st, 1961

Summary table with columns for Psychiatric Division, Schools for Mental Defectives, Geriatric Division, and Total. Rows include In residence, Admissions, Separations, Transfers, and Net increase.

Total under care for all Mental Health Services includes total as at April 1st, 1960, plus the total admissions to individual institutions minus transfers out.

FINANCIAL TABLES

TABLE A.—SHOWING THE AVERAGE NUMBER OF PATIENTS IN RESIDENCE EACH YEAR, THE TOTAL AMOUNTS SPENT FOR MAINTENANCE, AND THE GROSS YEARLY AND DAILY PER CAPITA COST, 1951/52 TO 1960/61.

Institution	Average Number in Residence	Maintenance Expenditure	Yearly per Capita Cost	Daily per Capita Cost
1951/52				
Provincial Mental Hospital, New Westminster	799.47	\$1,284,649.25	\$1,606.88	\$4.39
Provincial Mental Hospital, Essondale	3,485.14	4,021,001.69	1,153.75	3.15
Provincial Mental Home, Colquitz	282.68	407,123.16	1,440.23	3.94
Home for the Aged, Port Coquitlam	381.03	504,668.17	1,324.48	3.62
Home for the Aged, Vernon	216.43	309,649.05	1,430.71	3.91
Home for the Aged, Terrace	208.97	265,697.50	1,271.46	3.47
Crease Clinic	188.82	689,466.11	3,640.85	9.95
Totals for the year	5,562.54	\$7,482,254.93	\$1,345.11	\$3.68
1952/53				
Provincial Mental Hospital, New Westminster	949.24	\$1,590,703.00	\$1,675.76	\$4.59
Provincial Mental Hospital, Essondale	3,440.34	4,441,278.38	1,290.94	3.54
Provincial Mental Home, Colquitz	284.79	433,108.50	1,520.80	4.17
Home for the Aged, Port Coquitlam	442.94	617,445.55	1,393.97	3.82
Home for the Aged, Vernon	224.18	384,971.72	1,717.24	4.70
Home for the Aged, Terrace	292.07	325,842.57	1,115.63	3.06
Crease Clinic	230.77	759,406.04	3,290.75	9.02
Totals for the year	5,864.33	\$8,552,755.77	\$1,458.44	\$4.00
1953/54				
The Woodlands School	1,150.76	\$1,768,922.31	\$1,537.18	\$4.21
Provincial Mental Hospital, Essondale	3,491.15	4,393,682.65	1,258.52	3.45
Provincial Mental Home, Colquitz	285.28	421,622.61	1,477.93	4.05
Home for the Aged, Port Coquitlam	469.13	683,511.48	1,456.98	3.99
Home for the Aged, Vernon	228.26	378,006.20	1,656.03	4.54
Home for the Aged, Terrace	293.19	330,968.40	1,128.85	3.09
Crease Clinic	235.16	788,302.36	3,352.20	9.18
Totals for the year	6,152.93	\$8,765,016.01	\$1,424.53	\$3.90
1954/55				
The Woodlands School	1,204.60	\$1,811,848.81	\$1,504.11	\$4.12
Provincial Mental Hospital, Essondale	3,517.75	4,685,444.76	1,331.94	3.65
Provincial Mental Home, Colquitz	285.74	426,786.04	1,493.62	4.09
Home for the Aged, Port Coquitlam	527.33	739,859.92	1,403.03	3.84
Home for the Aged, Vernon	230.72	368,726.10	1,598.15	4.38
Home for the Aged, Terrace	296.42	328,553.97	1,108.41	3.04
Crease Clinic	238.63	860,673.73	3,606.73	9.88
Totals for the year	6,301.19	\$9,221,893.33	\$1,463.52	\$4.01
1955/56				
The Woodlands School	1,219.45	\$2,032,263.32	\$1,666.54	\$4.55
Provincial Mental Hospital, Essondale	3,508.79	3,777,708.34	1,532.64	4.19
Provincial Mental Home, Colquitz	285.30	428,248.27	1,501.05	4.10
Home for the Aged, Port Coquitlam	539.27	797,392.10	1,478.65	4.04
Home for the Aged, Vernon	229.62	371,438.14	1,617.62	4.42
Home for the Aged, Terrace	287.30	351,087.68	1,222.02	3.34
Crease Clinic	257.96	935,501.07	3,626.54	9.91
Totals for the year	6,327.69	\$10,293,638.92	\$1,626.76	\$4.44
1956/57				
The Woodlands School	1,252.48	\$2,246,483.06	\$1,822.50	\$4.99
Provincial Mental Hospital, Essondale	3,503.60	5,851,370.53	1,670.10	4.58
Provincial Mental Home, Colquitz	284.81	446,497.91	1,567.70	4.30
Home for the Aged, Port Coquitlam	541.83	831,370.73	1,534.38	4.20
Home for the Aged, Vernon	232.51	402,867.14	1,735.17	4.75
Home for the Aged, Terrace	287.45	350,880.96	1,232.67	3.33
Crease Clinic	272.45	928,218.11	3,378.67	9.27
Totals for the year	6,316.53	\$11,125,469.64	\$1,701.61	\$4.63

TABLE A.—SHOWING THE AVERAGE NUMBER OF PATIENTS IN RESIDENCE EACH YEAR, THE TOTAL AMOUNTS SPENT FOR MAINTENANCE, AND THE GROSS YEARLY AND DAILY PER CAPITA COST, 1951/62 AND 1960/61—Continued.

Institution	Average Number in Residence	Maintenance Expenditure	Yearly per Capita Cost	Daily per Capita Cost
1957/58				
The Woodlands School	1,266.21	\$2,484,024.86	\$1,961.78	\$5.37
Provincial Mental Hospital, Essondale	3,410.79	5,716,745.90	1,676.08	4.59
Provincial Mental Home, Colquitz	285.36	460,863.85	1,615.03	4.42
Home for the Aged, Port Coquitlam	538.56	898,225.93	1,667.83	4.57
Home for the Aged, Vernon	231.34	395,584.86	1,709.97	4.68
Home for the Aged, Terrace	288.63	379,826.63	1,315.96	3.61
Crease Clinic	235.31	1,077,897.96	4,580.76	12.55
Totals for the year	6,256.20	\$11,413,169.99	\$1,824.30	\$5.00
1958/59				
The Woodlands School	1,377.31	\$2,968,725.50	\$2,155.45	\$5.91
Provincial Mental Hospital, Essondale	3,301.84	6,088,091.20	1,843.84	5.05
Provincial Mental Home, Colquitz	282.99	488,028.69	1,724.55	4.72
Home for the Aged, Port Coquitlam	539.13	961,921.63	1,784.22	4.89
Home for the Aged, Vernon	226.33	410,529.00	1,813.86	4.97
Home for the Aged, Terrace	282.92	386,804.84	1,367.19	3.75
Crease Clinic	236.88	1,149,344.46	4,852.01	13.29
Totals for the Year	6,247.40	\$12,453,445.32	\$1,993.38	\$5.46
1959/60				
Crease Clinic	226.80	\$1,233,254.59	\$5,437.63	\$14.86
Provincial Mental Hospital, Essondale	3,135.48	6,672,849.09	2,128.17	5.81
The Woodlands School	1,395.44	3,443,231.64	2,467.49	6.74
Tranquille School, Tranquille	53.74	400,957.24	7,461.06	20.39
Provincial Mental Home, Colquitz	283.50	523,480.74	1,846.49	5.05
Valleyview Hospital, Port Coquitlam	560.16	1,400,239.30	2,499.71	6.83
Delview Hospital, Vernon	230.92	444,975.54	1,926.97	5.26
Skeenaview Hospital, Terrace	285.18	412,230.25	1,445.51	3.95
Totals for the year	6,171.22	\$14,531,218.39	\$2,354.68	\$6.43
1960/61				
Crease Clinic	237.72	\$1,313,678.32	\$5,526.16	\$15.14
Provincial Mental Hospital, Essondale	3,008.02	6,775,567.11	2,252.50	6.17
The Woodlands School	1,415.30	3,637,555.12	2,570.17	7.04
Tranquille School, Tranquille	126.01	542,556.16	4,305.66	11.80
Provincial Mental Home, Colquitz	287.16	518,591.72	1,805.93	4.95
Valleyview Hospital, Port Coquitlam	695.41	1,754,500.08	2,522.97	6.91
Delview Hospital, Vernon	232.05	448,792.02	1,934.03	5.30
Skeenaview Hospital, Terrace	290.70	417,856.55	1,437.41	3.94
Totals for the year	6,292.37	\$15,409,097.08	\$2,448.85	\$6.71

TABLE B.—SUMMARY STATEMENT SHOWING THE GROSS AND NET PER CAPITA COST OF PATIENTS IN ALL MENTAL HEALTH SERVICES INSTITUTIONS FOR THE YEAR ENDED MARCH 31ST, 1961.

Gross operating costs—	
Crease Clinic	\$1,313,678.32
Provincial Mental Hospital, Essondale	6,775,567.11
The Woodlands School, New Westminster	3,637,555.12
Tranquille School, Tranquille	542,556.16
Provincial Mental Home, Colquitz	518,591.72
Valleyview Hospital, Port Coquitlam	1,754,500.08
Dellview Hospital, Vernon	448,792.02
Skeenaview Hospital, Terrace	417,856.55
Gross costs of all institutions	\$15,409,097.08
Less collections remitted to Treasury	1,906,847.71
	<u>\$13,502,249.37</u>
Daily average population	6,292.37
Gross per capita cost, one year	\$2,448.85
Gross per capita cost, one day	6.71
Net per capita cost, one year	2,145.81
Net per capita cost, one day	5.88

Revenue (Patients' Maintenance Collections) of the Mental Health Services for the Past Ten Years

1951/52	\$928,398.83	1956/57	\$1,546,266.32
1952/53	1,147,831.65	1957/58	1,724,046.70
1953/54	1,300,056.89	1958/59	1,838,158.33
1954/55	1,343,848.02	1959/60	1,821,810.53
1955/56	1,358,708.26	1960/61	1,906,847.71

TABLE C.—EXPENSE STATEMENT OF THE CREASE CLINIC OF PSYCHOLOGICAL MEDICINE, ESSONDALE, FOR TWELVE MONTHS ENDED MARCH 31ST, 1961

Salaries, Supplies, and Operating Expense	Net Vouchered Expenditure as per Public Accounts	Services and Supplies from Public Works Department	Actual Cost of Operations	Yearly per Capita Cost
Salaries	\$981,827.23		\$981,827.23	\$4,130.18
Office expense	5,673.73		5,673.73	23.87
Office expense	2,393.78		2,393.78	10.07
Travelling expense	925.26		925.26	3.89
Office furniture and equipment	24,000.00		24,000.00	100.96
Heat, light, water, and power	79,167.24		79,167.24	333.03
Medical care	117,355.30		117,355.30	493.67
Dietary	9,600.00		9,600.00	40.36
General supplies	24,664.14		24,664.14	103.75
Transportation	4,200.00		4,200.00	17.67
Occupational and recreational therapy	12,964.26		12,964.26	54.54
Incidentals and contingencies	736.53		736.53	3.10
Buildings		\$51,643.93	\$51,643.93	217.25
Totals	\$1,262,034.59	\$51,643.93	\$1,313,678.52	\$5,526.16

TABLE D.—EXPENSE STATEMENT OF THE PROVINCIAL MENTAL HOSPITAL, ESSONDALE, FOR TWELVE MONTHS ENDED MARCH 31ST, 1961

Salaries, Supplies, and Operating Expenses	Net Vouchered Expenditure as per Public Accounts	Services and Supplies from Public Works Department	Inventory Adjustment		Actual Cost of Operation	Yearly Per Capita Costs
			Piles on Hand, Mar. 31, 1960	Less on Hand Mar. 31, 1961		
Salaries	\$3,914,128.56				\$3,914,128.56	\$1,301.23
Office expense	55,766.60				55,766.60	18.54
Office expense	8,961.81				8,961.81	2.98
Travelling expense	8,416.21				8,416.21	2.80
Office furniture and equipment	288,861.56		\$18,746.78	\$18,746.78	295,126.17	98.11
Heat, light, water, and power	376,497.34		159,885.52	160,459.57	375,923.29	124.97
Medical care	1,067,891.60		63,845.65	80,321.31	1,051,415.94	349.54
Dietary	31,206.09				31,206.09	10.37
Laundry	6,855.96				6,855.96	2.28
Transportation	402,045.55		146,177.28	146,177.28	405,403.26	134.77
General supplies	4,927.45				4,927.45	1.64
Occupational and recreational therapy	10,616.20				10,616.20	3.53
Patrol vehicles	169.31				169.31	0.06
Motor vehicles and accessories	824.48				824.48	0.27
Incidentals and contingencies	31,511.08		498,484.55	515,631.94	31,511.08	10.47
Buildings, grounds, etc.		\$653,874.27			636,726.88	211.68
Totals	\$6,146,267.62	\$653,874.27	\$896,762.10	\$921,356.88	\$6,775,567.11	\$2,232.50

1 Less \$12,416 for Venture salaries.

TABLE E.—EXPENSE STATEMENT OF THE WOODLANDS SCHOOL, NEW WESTMINSTER, FOR TWELVE MONTHS ENDED MARCH 31ST, 1961

Salaries, Supplies, and Operating Expenses	Net Vouchered Expenditure as per Public Accounts	Services and Supplies from Public Works Department	Inventory Adjustment		Actual Cost of Operation	Yearly Per Capita Costs
			Piles on Hand, Mar. 31, 1960	Less on Hand Mar. 31, 1961		
Salaries	\$2,409,288.33				\$2,409,288.33	\$1,702.32
Office expense	10,127.98				10,127.98	7.16
Office expense	3,078.14				3,078.14	2.17
Travelling expense	3,340.03				3,340.03	2.36
Office furniture and equipment	106,842.75		\$943.95	\$1,315.90	108,450.80	76.63
Heat, light, water, and power	91,413.41		19,365.46	20,305.84	90,473.03	63.92
Medical care	503,647.60				503,647.60	355.86
Dietary	36,000.00				36,000.00	25.44
Laundry	4,644.26				4,644.26	3.28
Transportation	176,315.92				176,315.92	124.58
General supplies	12,690.91				12,690.91	8.97
Occupational and recreational therapy	1,107.30				1,107.30	0.78
Patients education			47,423.00	45,792.00	20,418.08	14.43
Incidentals and contingencies	20,418.08				20,418.08	14.43
Buildings, grounds, etc.		\$256,341.74			257,972.74	182.27
Totals	\$3,380,914.71	\$256,341.74	\$67,732.41	\$67,433.74	\$3,637,555.12	\$2,570.17

TABLE F.—EXPENSE STATEMENT OF THE TRANQUILLE SCHOOL, TRANQUILLE, FOR TWELVE MONTHS ENDED MARCH 31ST, 1961

Salaries, Supplies, and Operating Expenses	Net Vouchered Expenditure as per Public Accounts	Services and Supplies from Public Works Department	Inventory Adjustment		Actual Cost of Operation	Yearly Per Capita Costs
			Plus on Hand, Mar. 31, 1960	Less on Hand Mar. 31, 1961		
Salaries	\$166,355.90				\$166,355.90	\$1,320.18
Office expense	6,314.67				6,314.67	51.70
Travelling expense	303.24				303.24	2.41
Heat, light, water, and power	414.82				414.82	3.29
Medical care	57,844.66				57,844.66	459.04
Dietary	3,162.37				3,162.37	25.10
Laundry	59,071.27				59,071.27	468.83
Transportation	6,411.27				6,411.27	51.53
General supplies	12.79				12.79	0.10
Occupational and recreational therapy	1,925.11				1,925.11	15.27
Audio-visual	28.60				28.60	0.23
Incidentals and contingencies	14,832.51				14,832.51	117.53
Buildings, grounds, etc.	504.72				504.72	4.02
Total	6,069.51	\$223,286.08			223,286.08	1,771.97
	\$325,572.77	\$223,286.08	\$12,064.28	\$18,366.97	\$542,356.16	\$4,105.66

TABLE G.—EXPENSE STATEMENT OF THE PROVINCIAL MENTAL HOME, COLQUITZ, FOR TWELVE MONTHS ENDED MARCH 31ST, 1961

Salaries, Supplies, and Operating Expenses	Net Vouchered Expenditure as per Public Accounts	Services and Supplies from Public Works Department	Inventory Adjustment		Actual Cost of Operation	Yearly Per Capita Costs
			Plus on Hand, Mar. 31, 1960	Less on Hand Mar. 31, 1961		
Salaries	\$316,833.66				\$316,833.66	\$1,103.34
Office expense	1,043.15				1,043.15	3.63
Travelling expense	1,990.96				1,990.96	2.06
Heat, light, water, and power	30,270.73				30,270.73	107.02
Medical care	5,910.02			\$703.84	5,910.02	20.58
Dietary	94,939.85			9,576.91	94,939.85	330.62
Laundry	827.34			827.34	827.34	2.88
Transportation	836.24			836.24	836.24	2.91
General supplies	22,569.82			6,280.39	22,569.82	87.53
Occupational and recreational therapy	1,579.44			1,579.44	1,579.44	5.50
Audio-visual	1,368.46			1,368.46	1,368.46	4.76
Incidentals and contingencies	\$38,617.17			3,717.37	38,617.17	135.10
Buildings, grounds, etc.	\$38,617.17			3,717.37	38,617.17	135.10
Total	\$476,837.85	\$38,617.17	\$23,415.21	\$20,278.51	\$518,591.72	\$1,803.93

TABLE H.—EXPENSE STATEMENT OF THE VALLEYVIEW HOSPITAL, PORT COQUITLAM, FOR TWELVE MONTHS ENDED MARCH 31ST, 1961

Salaries, Supplies, and Operating Expenses	Net Vouchered Expenditure as per Public Accounts	Services and Supplies from Public Works Department	Actual Cost of Operations	Yearly per Capita Cost
Salaries	\$1,247,714.50		\$1,247,714.50	\$1,794.21
Office expense	4,740.52		4,740.52	6.82
Travelling expense	749.34		749.34	1.08
Heat, light, water, and power	62,400.00		62,400.00	89.73
Medical care	72,637.46		72,637.46	104.45
Dietary	211,745.09		211,745.09	304.49
Laundry	18,000.00		18,000.00	25.88
Transportation	4,800.00		4,800.00	6.90
General supplies	62,934.69		62,934.69	90.50
Occupational and recreational therapy	4,073.84		4,073.84	5.86
Audio-visual	15.79		15.79	.03
Incidentals and contingencies	5,126.59		5,126.59	7.35
Buildings, grounds, etc.		\$59,562.26	59,562.26	85.65
Totals	\$1,694,937.82	\$59,562.26	\$1,754,500.08	\$2,522.97

TABLE C.—SUMMARY OF STAFF TURNOVER

By Major Classification

Classification	1959/60	1960/61	Change
	Per Cent	Per Cent	Per Cent
Over all	19.7	23.8	+4.1
Student psychiatric nurses	21.8	22.1	+0.3
Male psychiatric nurses	8.4	9.1	+0.7
Female psychiatric nurses	27.2	26.4	-0.8
Registered nurses	32.5	26.1	-6.4

NOTE.—Items 1 and 2 have been calculated against the monthly average and other items have been calculated against the year-end staff totals.

By Pay Division

Pay Division	1959/60	1960/61	Change
	Per Cent	Per Cent	Per Cent
Crease Clinic and Provincial Mental Hospital, Essondale	18.5	23.4	+4.9
Provincial Mental Home, Colquitz	6.0	19.7	+13.7
The Woodlands School	25.4	16.6	-8.8
Tranquille School	—	15.5	—
Valleyview Hospital	10.0	30.9	+20.9
Dellview Hospital	37.6	21.3	-16.3
Skeanaview Hospital	24.5	20.3	-4.2
Mental Health Centre	27.7	28.0	+0.3

NOTE.—Percentages calculated against year-end staff totals.

TABLE D.—COMPARISON OF STAFF TOTALS BY UNIT WITH TOTALS FOR THE PRECEDING FISCAL YEAR

Unit	Fiscal Year 1959/60		Fiscal Year 1960/61	
	Positions in Establishment as of Mar. 31, 1960	Number on Staff as of Mar. 31, 1960	Positions in Establishment as of Mar. 31, 1961	Number on Staff as of Mar. 31, 1961
General Administration	30	29	37 ¹	36
Collections Office (transferred)	3	3	—	—
Department of Nursing Education	24	21	55 ¹	49
Mental Health Centres	98	83	98	85
Sub-totals	155	136	190	170
In-patient care				
Crease Clinic	285	270	282 ¹	285
Provincial Mental Hospital, Essondale	1,151	1,139	1,113 ¹	1,137
Provincial Mental Home, Colquitz	80	82	80	81
The Woodlands School	740	704	742	743
Tranquille School	61	50	95	71
Valleyview Hospital	408	329	409	391
Dellview Hospital	177	77	77	80
Skeanaview Hospital	59	57	59	59
Total of above	2,861	2,708	2,857	2,847
Farms				
Colony Farm	52	52	52	52
Colquitz Farm	8	8	8	8
Tranquille Farm	29	23	28	24
Total of above	89	83	88	84
Non-Civil Service Salaries	3,107	2,927	3,175	3,101
Psychiatric Nurses	270	303	275	277
Registered Nurses	2,470	2,220	2,460	2,376

TABLE E.—COMPOSITION OF NURSING STAFFS BY UNIT AS OF MARCH 31ST, 1961

Unit	Registered Nurses		Psychiatric Nurses		Aides			Students			Unit Total	Per Cent of Total		
	Number	Per Cent	Female	Male	Total	Female	Male	Total	Female	Male			Total	
Provincial Mental Hospital, Essondale	46	4.87	174	198	372	39.41	210	145	355	121	50	171	944	39.92
Crease Clinic	20	8.00	47	47	94	37.60	46	34	80	39	17	56	230	10.57
Valleyview Hospital	10	3.16	95	59	154	48.73	98	36	134	14	4	18	316	13.36
Dellview Hospital	1	1.72	11	6	17	29.31	26	14	40	—	—	—	58	2.45
The Woodlands School	1	2.22	162	11	173	24.44	8	25	33	—	—	—	45	1.90
Tranquille School	7	1.10	5	87	92	39.27	9	156	348	19	11	30	634	26.81
Provincial Mental Home, Colquitz	7	58.33	2	37	39	24.39	2	28	30	—	—	—	41	1.73
Mental Health Centre	92	3.89	496	451	947	40.04	391	460	1,051	193	82	275	1,226	2.75
Totals	83	3.68	3,688	3,101	6,789	37.61	3,021	4,527	10,221	303	275	578	2,355	11.63
Totals March 31st, 1960	74	3.68	3,688	3,101	6,789	37.61	3,021	4,527	10,221	303	275	578	2,355	11.63
Differences (+ or -)	+9	+0.21	—	—	+99	+2.45	—	—	+30	—	-28	-28	+110	-1.81

PART IV.—PROVINCIAL MENTAL HOME, COLQUITZ

REPORT OF MEDICAL SUPERINTENDENT

L. G. C. d'EASUM, MEDICAL SUPERINTENDENT

In September, 1960, Mr. D. Logan, Chief Psychiatric Nurse—Grade 1, retired, having reached the age of superannuation after thirty-three years of service. Mr. J. Lowndes was promoted to Chief Psychiatric Nurse—Grade 1, replacing Mr. Logan. One psychiatric nurse and one psychiatric aide left the service during the year on transfer to another department. We were fortunate in being able to fill the nurse vacancy with a graduate from the nursing-school at Essondale. The other vacancy was filled by the engagement of a psychiatric aide. The percentage of psychiatric aides to the total nursing staff is approximately 40 per cent.

The patient population on April 1st, 1960, was 288, and on March 31st, 1961, it was 288.

During the year fourteen patients were transferred to this institution from the Provincial Mental Hospital, Essondale, and five patients were transferred from this institution to the Provincial Mental Hospital.

Two patients were discharged in full, one being discharged on transfer to the Ontario hospital at St. Thomas, Ont. Three patients were discharged on probation, and one was returned from probation.

During the year fourteen patients were seen by the Appeal Board. In each case the Board recommended the patients be detained.

There were five patient deaths during the year, most of these occurring in the old-age group, which now numbers over sixty patients.

During the year a number of patients were allowed to go home on leave for varied periods of time, from a week-end to two or three weeks. These patients have always returned on the appointed date and have not abused their privileges.

As always, the Vancouver Island Chest Clinic has been most co-operative and has made regular visits to the Home with a portable X-ray unit to X-ray both patients and staff.

Throughout the year the general health of the patients was good, and there were no epidemics of any kind to report. Dr. S. S. Avren and Dr. W. Dempsey continued to care for the physical and dental needs of the patients respectively.

INDUSTRIAL AND OCCUPATIONAL THERAPY DEPARTMENT

These two departments were kept busy during the year, and both occupational therapy shops were utilized to the fullest. In the various crafts of ceramics, art metalwork, leatherwork, and woodwork of all kinds, as well as maintenance of buildings, the two occupational therapy shops had quite a busy year. A large number of toys were made, others repaired, and taken to the Cosmopolitan Club in Victoria for distribution to needy families at Christmas.

A group of patients was kept busy during the year working under supervision repairing and maintaining the building and equipment. A considerable amount of redecoration was also done.

A large broom was made for patients' work clothes in their out-
side summer coats. A built-in cupboard for coats in the kitchen, a large cabinet for
bread, some more for the patients, plus other small cupboards in various

places of the buildings have been built, installed, and painted or varnished during the year.

The fire-escape at the east end of the main building, which was in very bad condition, was replaced with a metal one. The fire-fighting equipment was checked regularly and found to be in satisfactory condition when inspected by the Saanich Fire Department.

TAILOR AND SHOE SHOP

During the year five patients were kept occupied in the tailor and shoe shop, and many articles were made and supplied to the stores.

LAUNDRY

The laundry has continued to work to capacity. The amount of work done was around 3,500 pounds each week and approximately 1,000 blankets a year. Once again this department was called upon to launder the linen used in the legislative dining-room during the sitting of the Provincial Legislature.

Machinery in the laundry continued to give good service, and Mr. Devine, the laundryman, reports that he can see no need for added expenditures in the coming year.

RECREATION

A total of thirteen band and variety concerts was presented to the patients this year. These entertainments were put on by various groups of interested Victoria citizens, and all were very much appreciated and well attended. In addition to these concerts, the regular programmes of television, radio, and picture shows were continued.

Weather permitting, the recreation court was in daily use during the summer months, and in the winter months the more active patients were allowed outside to exercise on the cement sidewalks on the inside of the enclosure.

Three sightseeing bus tours were arranged for during the year, and these are always enjoyed very much by the patients participating.

The Canadian Legion and the Red Cross continued to supply comforts for the ex-servicemen monthly.

Christmas gifts for the patients were contributed by the Canadian Mental Health Association, Canadian Legion, the combined Women's Institutes, and the Salvation Army.

The Public Library Commission continued to supply a library for the institution, books being changed three times yearly.

The spiritual needs of the patients were cared for by the Salvation Army and Protestant churches on alternate Sundays.

STATISTICAL TABLES

TABLE 1.—MOVEMENT OF POPULATION, PROVINCIAL MENTAL HOME, COLQUITZ,¹ APRIL 1ST, 1960, TO MARCH 31ST, 1961

	Number
In residence, April 1st, 1960.....	288
On probation, carried forward from 1959/60.....	1
On escape, carried forward from 1959/60.....	1
Total as at April 1st, 1960.....	290
Admissions—Transfers from Provincial Mental Hospital.....	14
Total under care.....	304
Separations—	
Discharged in full.....	3
Died.....	5
Transferred to Provincial Mental Hospital.....	6
On probation and still out.....	1
On escape but not discharged.....	1
Total separations.....	16
Net increase or decrease.....	—
In residence, March 31st, 1961.....	288

¹ This institution cares for male patients only.

TABLE 2.—TRANSFERS TO PROVINCIAL MENTAL HOME, COLQUITZ, BY HEALTH UNIT AND SCHOOL DISTRICT OF RESIDENCE, APRIL 1ST, 1960, TO MARCH 31ST, 1961.

Detailed information for the above table may be obtained on request.

TABLE 3.—TRANSFERS TO PROVINCIAL MENTAL HOME, COLQUITZ, BY METHOD OF ADMISSION AND AGE-GROUP, APRIL 1ST, 1960, TO MARCH 31ST, 1961

Method of Admission	Age-group (Years)												Total
	15-19	20-24	25-29	30-34	35-39	40-44	45-49	50-54	55-59	60-64	65-69	70 and Over	
Waiver.....	1	1	—	2	—	—	—	1	1	—	—	1	7
Certification.....	—	2	2	—	1	—	1	—	—	—	—	1	7
Totals.....	1	3	2	2	1	—	1	1	1	—	—	2	14

TABLE 4.—TRANSFERS TO PROVINCIAL MENTAL HOME, COLQUITZ, BY MENTAL DIAGNOSIS AND AGE-GROUP, APRIL 1ST, 1960, TO MARCH 31ST, 1961

Mental Diagnosis	Age-group (Years)												Total
	15-19	20-24	25-29	30-34	35-39	40-44	45-49	50-54	55-59	60-64	65-69	70 and Over	
Schizophrenic disorders.....	1	1	2	2	—	—	1	1	1	—	—	—	9
Psychosis with cerebral arterio-sclerosis.....	—	—	—	—	—	—	—	—	—	—	—	1	1
Pathological personality.....	—	1	—	—	—	—	—	—	—	—	—	—	1
Immature personality.....	—	—	—	—	1	—	—	—	—	—	—	—	1
Mental deficiency.....	—	1	—	—	—	—	—	—	—	—	—	—	1
Epilepsy.....	—	—	—	—	—	—	—	—	—	—	—	1	1
Totals.....	1	3	2	2	1	—	1	1	1	—	—	2	14

TABLE 5.—TRANSFERS TO PROVINCIAL MENTAL HOME, COLQUITZ, BY MENTAL DIAGNOSIS AND MARITAL STATUS, APRIL 1ST, 1960, TO MARCH 31ST, 1961

TABLE 6.—TRANSFERS TO PROVINCIAL MENTAL HOME, COLQUITZ, BY MENTAL DIAGNOSIS AND YEARS OF SCHOOLING, APRIL 1ST, 1960, TO MARCH 31ST, 1961

TABLE 7.—TRANSFERS TO PROVINCIAL MENTAL HOME, COLQUITZ, BY CITIZENSHIP AND AGE-GROUP, APRIL 1ST, 1960, TO MARCH 31ST, 1961

TABLE 8.—TRANSFERS TO PROVINCIAL MENTAL HOME, COLQUITZ, BY RELIGION, APRIL 1ST, 1960, TO MARCH 31ST, 1961

TABLE 9.—TRANSFERS TO PROVINCIAL MENTAL HOME, COLQUITZ, BY PREVIOUS OCCUPATION, APRIL 1ST, 1960, TO MARCH 31ST, 1961

Detailed information for the above tables may be obtained on request.

TABLE 10.—RESIDENT POPULATION OF PROVINCIAL MENTAL HOME, COLQUITZ, BY MENTAL DIAGNOSIS AND AGE-GROUP, DECEMBER 31ST, 1960

Mental Diagnosis	Age-group (Years)											Total		
	15-19	20-24	25-29	30-34	35-39	40-44	45-49	50-54	55-59	60-64	65-69		70 and Over	Not Stated
Schizophrenic disorders	2	2	11	12	16	16	27	25	40	19	28	38	1	237
Manic-depressive reaction									1	1	2	3		6
Inadequate personality												1		2
Immature personality								1						2
Alcoholism														2
Paranoia and paranoid states														2
Other demonstrable etiology														1
Chronic brain syndrome, N.O.S.														1
Epilepsy														4
Total	2	2	11	12	16	16	27	25	45	21	32	43	1	255
Total with psychosis			1	1	1	1	1	1						6
Total without psychosis	2	2	10	11	15	15	26	24	45	21	32	43	1	249

TABLE 11.—RESIDENT POPULATION OF PROVINCIAL MENTAL HOME, COLQUITZ, BY MENTAL DIAGNOSIS AND NUMBER OF PREVIOUS ADMISSIONS, DECEMBER 31ST, 1960.

TABLE 12.—RESIDENT POPULATION OF PROVINCIAL MENTAL HOME, COLQUITZ, BY MENTAL DIAGNOSIS AND LENGTH OF STAY, DECEMBER 31ST, 1960

Detailed information for the above tables may be obtained on request.

TABLE 13.—LIVE DISCHARGES FROM PROVINCIAL MENTAL HOME, COLQUITZ, BY MENTAL DIAGNOSIS AND CONDITION ON DISCHARGE, APRIL 1ST, 1960, TO MARCH 31ST, 1961.

Mental Diagnosis	Condition on Discharge		Total
	Improved	Unimproved	
Schizophrenic disorders	2	4	6
Manic-depressive reaction	—	1	1
Pathological personality	—	1	1
Immature personality	—	1	1
Totals	2	7	9

TABLE 14.—LIVE DISCHARGES FROM AND DEATHS OCCURRING IN PROVINCIAL MENTAL HOME, COLQUITZ, BY MENTAL DIAGNOSIS AND AGE-GROUP, APRIL 1ST, 1960, TO MARCH 31ST, 1961.

Mental Diagnosis	Age-group (Years)										Total	
	20-24	25-29	30-34	35-39	40-44	45-49	50-54	55-59	60-64	65-69		70 and Over
<i>Live Discharges</i>												
Schizophrenic disorders	—	—	—	1	—	—	2	1	—	—	2	6
Manic-depressive reaction	—	—	—	—	—	—	—	—	—	—	1	1
Inadequate personality	1	—	—	—	—	—	—	—	—	—	—	1
Immature personality	—	—	—	1	—	—	—	—	—	—	—	1
Totals	1	—	—	2	—	—	2	1	—	—	3	9
<i>Deaths</i>												
Schizophrenic disorders	—	—	—	—	—	1	—	—	1	—	1	3
Syphilis and its sequelae	—	—	—	—	—	—	1	—	—	—	—	1
Paranoia and paranoid states	—	—	—	—	—	—	—	—	—	—	1	1
Totals	—	—	—	—	—	1	1	—	1	—	2	5

TABLE 15.—LIVE DISCHARGES FROM AND DEATHS OCCURRING IN PROVINCIAL MENTAL HOME, COLQUITZ, BY MENTAL DIAGNOSIS AND LENGTH OF STAY, APRIL 1ST, 1960, TO MARCH 31ST, 1961.

Detailed information for the above table may be obtained on request.

TABLE 16.—DEATHS OCCURRING IN PROVINCIAL MENTAL HOME, COLQUITZ, BY CAUSE OF DEATH AND AGE-GROUP, APRIL 1ST, 1960, TO MARCH 31ST, 1961

Cause of Death	Age-group (Years)						Total
	45-49	50-54	55-59	60-64	65-69	70 and Over	
Arteriosclerotic heart disease	—	1	—	1	—	1	3
Arteriosclerosis	—	—	—	—	—	1	1
Bronchopneumonia	1	—	—	—	—	—	1
Totals	1	1	—	1	—	2	5

TABLE 17.—DEATHS OCCURRING IN PROVINCIAL MENTAL HOME, COLQUITZ, BY CAUSE OF DEATH AND AGE-GROUP, APRIL 1ST, 1960, TO MARCH 31ST, 1961

Detailed information for the above table may be obtained on request.

PART V.—GERIATRIC DIVISION

REPORT OF MEDICAL SUPERINTENDENT

B. F. BRYSON, MEDICAL SUPERINTENDENT

During the fiscal year 1960/61 the three units of the Geriatric Division of the Mental Health Services provided special medical and psychiatric care for over 1,500 elderly citizens of the Province.

The need for this special care is again reflected in the record number of new applications received for the admission of patients of 70 years or over. During the year a total of 406 requests was received, representing an increase of nineteen over the previous year, and averaging more than one new application per day. The greatest number, of course, was received from the Lower Mainland and Vancouver Island for admission to Valleyview Hospital and totalled 304, an increase of twenty-six over the previous twelve months. From the Okanagan and Kootenay areas of the Province, new applications for admission to Dellview Hospital increased only slightly, to a total of ninety-one. However, there was a significant decrease in requests for admission to Skeenaview Hospital, with a total of only eleven, compared to twenty for the previous year. Of the total number of applications received, 228 were for women and 178 for men.

The Medical Superintendent has continued to follow the policy of allotting vacancies in the three units to those most in need of the special environment and treatment facilities provided in each unit, and to arrange for admission to the unit which is closest to the home and family of each patient, wherever possible. In addition, every effort is made to obtain as much information as possible concerning each new application in order to evaluate the relative urgency of each case. A great deal of time has been spent by the Medical Superintendent through interviews with family members, or by telephone and correspondence with physicians, social agencies, boarding- and nursing-home proprietors, and general hospital authorities, in this respect. The appointment of a social service worker to the Valleyview staff in May has been of great help in this regard. In a significant number of cases, advice has been given, or assistance provided whereby alternate sources of care were found and, proving satisfactory, removed the need for admission to the Geriatric Division. The Medical Superintendent has also had the opportunity, by invitation, on several occasions during the year, to speak to various community agencies interested in the welfare and treatment of elderly citizens. These invitations were very welcome and provided opportunity to inform many interested persons as to the purpose and functions of the Geriatric Division, and to discuss the many ways that communities and individuals can carry out measures to reduce emotional problems in our aged population and reduce the need for hospitalization in many cases.

Increased accommodation provided at Valleyview Hospital during the year, along with greater pre-admission service and increased separations, made it possible to reduce the accumulation of applications on file to a significant degree. During the year 377 applicants were accepted from the community, of which 212 were required to wait for less than a month after receipt of application. All acutely urgent cases were accepted immediately. At the Terrace and Vernon units all requests for admission of men could be accommodated without delay. During the latter portion of the year the waiting list for admission of women to the Dellview Hospital was eliminated for the first time since the opening of this unit. At the end

Estimated Expenditure for Fiscal Year Ending March 31, 1962	SERVICE	Fiscal Year Ending March 31, 1963
	<i>MENTAL HEALTH SERVICES—Continued</i>	
	<u>VOTE 162.</u>	
	<i>COMMUNITY SERVICES—Continued</i>	
	<i>(b) Mental Health Centre, Victoria—Continued</i>	
	<i>Expenses—Continued</i>	
	Code No.	
	008 Medical care	\$700
\$600	030 Incidentals and contingencies	600
	Total, Victoria Centre	\$72,222
\$69,722		
	<i>(c) Mental Health Centre, Kelowna (Code 16203)</i>	
	<i>Salaries:</i>	
	Senior Physician Specialist	\$11,520
	Psychologist—Grade 3	5,640
	Social Worker—Grade 4	5,640
	Public Health Nurse—Grade 1	4,476
	Clerk-Stenographer—Grade 3	2,856
	(5)	\$30,132
	<i>Expenses:</i>	
	Code No.	
	001 Office expense	1,500
	202 Travelling expense	6,500
	004 Office furniture and equipment	6,000
	008 Medical care	4,000
	011 Laundry	400
	022 Transportation	1,500
	024 General supplies	1,000
	030 Incidentals and contingencies	200
	Total, Kelowna Centre	51,232
	<i>(d) Expansion of Community Services (Code 16204)</i>	
	Code No.	
\$100,000	030 Expenditures	100,000
	Total of Vote 162	\$739,088
\$657,610		
	<u>VOTE 163.</u>	
	<i>IN-PATIENT CARE</i>	
	(a) Crease Clinic (Code 16301)	
	(b) Provincial Mental Hospital (Code 16302)	
	(c) Vista Rehabilitation Centre (Code 16303)	
	(d) Venture Rehabilitation Centre (Code 16304)	
	(e) Provincial Mental Home (Code 16305)	
	(f) Valleyview Hospital, Essondale (Code 16306)	
	(g) Dellview Hospital, Vernon (Code 16307)	
	(h) Skeenavien Hospital, Terrace (Code 16308)	
	(i) Woodlands School (Code 16309)	
	(j) Tranquillan School (Code 16310)	

Estimated Expenditure for Fiscal Year Ending March 31, 1962	SERVICE	Fiscal Year Ending March 31, 1963
	<i>MENTAL HEALTH SERVICES—Continued</i>	
	<u>VOTE 163.</u>	
	<i>IN-PATIENT CARE—Continued</i>	
	<i>Salaries:</i>	
\$36,000	Three Medical Superintendents—Grade 3	\$36,000
12,000	Clinical Director	12,000
34,560	Three Medical Superintendents—Grade 2	34,560
35,460	Three Specialists and Consultants	35,460
80,640	Seven Senior Physician Specialists	80,640
117,660	Eleven Physician Specialists	119,640
22,440	Two Medical Superintendents—Grade 1	22,440
216,920	Twenty-five Physicians—Grade 2	240,180
	Physician—Grade 1	6,360
9,780	Dental Officer—Grade 3	9,780
26,460	Three Dental Officers—Grade 2	27,000
	Three Supervisors (Vernon, Terrace, and Tranquille)	17,880
	Other hospital employees (including Psychologists, Pharmacists, Bacteriologists, Therapists, Teachers, Dieticians, Technicians, Clerks, Nurses, Tradesmen, etc.)	11,325,993
10,851,905	Special living allowance (Terrace)	11,500
11,160		
\$11,472,145		(3,208) \$11,979,433
(3,109)		
541,500	<i>Less recruitment saving</i>	454,500
\$10,930,645		\$11,524,933
	<i>Expenses:</i>	
	Code No.	
78,000	001 Office expense	66,250
18,500	202 Travelling expense	22,500
14,600	004 Office furniture and equipment	13,500
654,700	066 Heat, light, power, and water	712,000
791,200	008 Medical care	781,900
2,374,600	010 Dietary	2,407,400
86,500	011 Laundry	90,200
	012 Gratuities to patients and grants to trustees of Patients' Comfort Fund	30,000
5,000	018 Patients' library	2,500
	019 Grant to Department of Neurological Research, University of British Columbia	7,500
7,500	021 Maintenance and operation of equipment	29,300
	022 Transportation	20,750
29,250	024 General supplies	838,500
805,400	025 Occupational and recreational therapy	52,750
55,400	027 Audio-Visual Department	13,600
11,500	028 Patient education	6,200
6,200	029 Motor-vehicles and accessories	29,900
18,500	030 General expense	77,400
141,900	031 Administration of Psychiatric Nurses Act	1,000
1,000		

Estimated Expenditure for Fiscal Year Ending March 31, 1962	SERVICE	Fiscal Year Ending March 31, 1963
MENTAL HEALTH SERVICES—Continued		
VOTE 163.		
IN-PATIENT CARE—Continued		
Expenses—Continued		
Code No.		
	032 Council of Psychiatric Nurses for Bursary Trust Fund _____	\$1,200
\$1,200		
	033 Burials _____	12,000
<u>\$16,031,595</u>		<u>\$16,741,283</u>
Less—		
431,166	Federal health grant—salaries... \$451,900	
88,300	Deductions for board _____ 88,300	
31,450	Deductions for rent _____ 45,000	
	Donations, proceeds from sale of patients' work, etc. _____ 5,000	
5,000		
109,000	Sundry transfers _____ 109,000	
	Licence fees received under the Psychiatric Nurses Act _____ 2,200	
2,200		
2,105,000	Maintenance receipts _____ 2,105,000	
		<u>2,806,400</u>
<u>\$13,259,479</u>	Total of Vote 163 _____	<u>\$13,934,883</u>
VOTE 164.		
\$790,742	Mental Health Care (Federal Programme) _____	\$791,907
	Less allocated to—	
	General Administration (Vote 160) _____	\$29,724
11,388		
5,400	Department of Nursing Education (Vote 161) _____	5,400
	Burnaby Mental Health Centre (Vote 162) _____	11,520
11,520		
431,166	In-patient Care (Vote 163) _____	451,900
		<u>498,544</u>
<u>\$331,268</u>		<u>\$293,363</u>
331,258	Less Federal health grants (not allocated) _____	<u>293,353</u>
<u>\$10</u>	Total of Vote 164 _____	<u>10</u>
Code No.		
	030 Implementation of Mental Health Survey Recommendations _____	
<i>See Vote 162.</i>		
<u>\$14,965,331</u>	Sub-total, Mental Health Services _____	<u>\$15,811,017</u>

Estimated Expenditure for Fiscal Year Ending March 31, 1962	SERVICE	Fiscal Year Ending March 31, 1963
DEPARTMENT OF HEALTH SERVICES AND HOSPITAL INSURANCE—Continued		
HOSPITAL INSURANCE SERVICES		
VOTE 165.		
HOSPITAL INSURANCE SERVICE		
Salaries:		
\$14,400	Deputy Minister _____	\$14,400
10,860	Assistant Deputy Minister _____	10,860
11,520	Medical Consultant _____	11,520
10,500	Assistant Medical Consultant _____	10,500
7,980	Supervisor, Hospital Construction _____	8,700
9,420	Supervisor, Hospital Finance _____	9,420
	Supervisor, Hospital Consultation and Inspection _____	8,700
8,700		
9,060	Supervising Auditor _____	9,060
8,340	Audit Accountant—Grade 5 _____	8,340
15,060	Two Audit Accountants—Grade 4 _____	15,240
23,400	Four Audit Accountants—Grade 3 _____	23,520
15,270	Three Audit Accountants—Grade 2 _____	15,300
	Administrative Assistant—Grade 3 _____	7,620
7,620	Administrative Assistant—Grade 2 _____	
5,880	Chief Clerk _____	5,880
5,160	Architect—Grade 1 _____	5,160
7,560	Inspector of Hospitals and Consultants—Grade 3 _____	7,560
	Six Inspectors of Hospitals and Consultants—Grade 2 _____	39,240
38,490		
7,260	Supervisor of Research—Grade 1 _____	7,260
5,400	Research Assistant—Grade 2 _____	5,640
(1) 5,160	Two Principal Clerks _____	10,050
	Two Senior Inspectors, Hospital Insurance Service _____	11,280
10,320		
26,538	Six Inspectors, Hospital Insurance Service _____	29,412
(7) 31,500	Six Senior Clerks _____	27,036
20,266	Five Clerks—Grade 3 _____	20,298
13,674	Four Clerks—Grade 2 _____	13,992
(15) 41,390	Fourteen Clerks—Grade 1 _____	39,138
4,020	Clerk-Stenographer—Grade 5 _____	4,020
7,260	Two Clerk-Stenographers—Grade 4 _____	7,392
(5) 16,398	Six Clerk-Stenographers—Grade 3 _____	19,638
(9) 24,914	Eight Clerk-Stenographers—Grade 2 _____	22,974
2,268	Clerk-Stenographer—Grade 1 _____	2,328
3,564	Office Equipment Operator—Grade 3 _____	3,240
13,614	Five Office Equipment Operators—Grade 2 _____	13,602
22,104	Six Medical Coders _____	22,614
2,460	Coder _____	2,208
(2) 4,728	Three Clerk-Typists—Grade 1 _____	6,552
13,036	Six Junior Clerks _____	13,476
11,000	Temporary assistance _____	11,000
(109) \$496,094		(109) \$504,170

MENTAL HEALTH SERVICES—Continued

VOTE 170.

IN-PATIENT CARE—Continued

(b) Provincial Mental Hospital

Salaries	\$3,438,411.82	
Temporary assistance	543,300.85	
	\$3,981,712.67	
Office expense	30,317.31	
Travelling expense	7,889.08	
Office furniture and equipment	2,713.32	
Heat, light, power, and water	308,979.99	
Medical care	438,559.65	
Dietary	1,006,546.75	
Laundry	36,942.42	(Credit)
Grant to trustee of Patients' Comfort Fund	5,000.00	
Neurological research, University of British Columbia—grant	7,500.00	
Transportation	12,975.87	
General supplies	361,518.98	
Occupational and recreational therapy	5,675.14	
Audio-visual department	10,736.81	
Patient education	9.65	(Credit)
Motor-vehicles and accessories	19,006.04	
Incidentals and contingencies	59,116.22	
Administration of <i>Psychiatric Nurses Act</i>	1,545.99	
Council of Psychiatric Nurses for Bursary Trust Fund	1,288.88	
	\$6,224,041.75	
Less board	\$18,075.00	
Less rentals	24,848.24	
Less sale of occupational-therapy articles	3,731.18	
Less drawback on alcohol	1,514.77	
Less sundry receipts	4,593.91	
Less maintenance receipts	1,012,535.67	
Less chargeable to Government of Canada	2,158.15	
	1,067,456.92	
	\$5,156,584.83	

(c) "Vista" Rehabilitation Centre

Salaries	\$7,050.00	
Temporary assistance	2,629.32	
	\$9,679.32	
Office expense	17.05	
Heat, light, power, and water	881.64	
Dietary	2,932.31	
Laundry	512.48	
General supplies	297.60	
Incidentals and contingencies	98.07	
	\$14,418.47	
Less board	\$169.01	
Less rentals	35.00	
	204.01	
	14,214.46	

(d) "Venture" Rehabilitation Centre

Salaries	\$5,670.55	
Temporary assistance	2,159.85	
	\$7,830.40	
Office expense	364.79	
Travelling expenses	52.80	

MENTAL HEALTH SERVICES—Continued

VOTE 170.

IN-PATIENT CARE—Continued

(d) "Venture" Rehabilitation Centre—Continued

Heat, light, power, and water	\$998.93	
Dietary	4,184.33	
General supplies	74.43	
Incidentals and contingencies	82.47	
	\$13,788.15	
Less rentals	30.00	
	\$13,758.15	

(e) Provincial Mental Home

Salaries	\$264,817.18	
Temporary assistance	49,102.07	
	\$313,919.25	
Office expense	1,900.45	
Travelling expense	346.05	
Heat, light, power, and water	35,273.44	
Medical care	5,367.00	
Dietary	108,437.72	
Laundry	1,237.65	
Transportation	420.61	
General supplies	19,206.19	
Occupational and recreational therapy	1,555.82	
Incidentals and contingencies	3,775.94	
	\$491,520.10	
Less board	\$3,414.30	
Less rentals	2,162.00	
Less maintenance receipts	160,783.24	
	166,359.54	
	325,160.56	

(f) Valleyview Hospital, Essondale

Salaries	\$1,034,538.78	
Temporary assistance	300,111.77	
	\$1,334,650.55	
Office expense	2,364.58	
Travelling expense	1,311.69	
Heat, light, power, and water	62,300.04	
Medical care	85,866.90	
Dietary	207,923.47	
Laundry	18,040.00	
Transportation	7,016.19	
General supplies	67,564.77	
Occupational and recreational therapy	1,943.16	
Council of Psychiatric Nurses for Bursary Trust Fund	5,645.78	
Incidentals and contingencies	6,980.84	
	\$1,801,607.97	

Less board	\$7,734.00	
Less rentals	876.92	
Less sundry refunds	917.35	
Less maintenance receipts	432,831.57	
	442,359.84	
	1,359,248.13	

MOVEMENT OF POPULATION IN INDIVIDUAL INSTITUTIONS,
APRIL 1, 1961, TO MARCH 31, 1962

PSYCHIATRIC DIVISION

	Crease Clinic			Provincial Mental Hospitals				Total		
	M.	F.	T.	Essondale			Col-quitz	M.	F.	T.
				M.	F.	T.				
In residence, April 1, 1961	108	136	244	1,608	1,340	2,948	288	2,004	1,476	3,480
On probation, carried forward from 1960/61	—	—	—	121	308	429	1	122	308	430
On escape, carried forward from 1960/61	—	—	—	4	1	5	1	5	1	6
Total as at April 1, 1961	108	136	244	1,733	1,649	3,382	290	2,131	1,785	3,916
Admissions—										
First admissions to Mental Health Services	505	579	1,084	483	327	810	—	988	906	1,894
Readmissions to different institutions	24	46	70	116	145	261	—	140	191	331
Readmissions to same institution	203	275	478	509	449	958	—	712	724	1,436
Total admissions	732	900	1,632	1,108	921	2,029	—	1,840	1,821	3,661
Transfers in	—	—	—	48	45	93	9	57	45	102
Total admissions to individual institution	732	900	1,632	1,156	966	2,122	9	1,897	1,866	3,763
Total under care	840	1,036	1,876	2,889	2,615	5,504	299	4,028	3,651	7,679
Separations—										
Discharged in full	701	855	1,556	1,040	873	1,913	2	1,743	1,728	3,471
Died	3	1	4	103	69	172	7	113	70	183
On probation but not discharged	—	—	—	212	407	619	1	213	407	620
Escaped but not discharged	—	—	—	6	1	7	1	7	1	8
Total separations	704	856	1,560	1,361	1,350	2,711	11	2,076	2,206	4,282
Transfers out	26	35	61	64	23	87	5	95	58	153
Total separations from individual institution	730	891	1,621	1,425	1,373	2,798	16	2,171	2,264	4,435
Net increase or decrease	+2	+9	+11	-144	-98	-242	-5	-147	-89	-236
In residence, March 31, 1962	110	145	255	1,464	1,242	2,706	283	1,857	1,387	3,244

MOVEMENT OF POPULATION IN INDIVIDUAL INSTITUTIONS,
APRIL 1, 1961, TO MARCH 31, 1962—Continued

SCHOOLS FOR MENTAL DEFECTIVES

	The Woodlands School, New Westminster			Tranquille School, Tranquille			Total		
	M.	F.	T.	M.	F.	T.	M.	F.	T.
In residence, April 1, 1961	758	640	1,398	147	26	173	905	666	1,571
On probation, carried forward from 1960/61	12	11	23	—	—	—	12	11	23
Total as at April 1, 1961	770	651	1,421	147	26	173	917	677	1,594
Admissions—									
First admissions to Mental Health Services	60	52	112	—	—	—	60	52	112
Readmissions to same institution	65	37	102	—	—	—	65	37	102
Total admissions	125	89	214	—	—	—	125	89	214
Transfers in	10	11	21	14	117	131	24	128	152
Total admissions to individual institution	135	100	235	14	117	131	149	217	366
Total under care	905	751	1,656	161	143	304	1,066	894	1,960
Separations—									
Discharged in full	76	58	134	—	—	—	76	58	134
Died	11	11	22	—	—	—	11	11	22
On probation but not discharged	12	10	22	—	—	—	12	10	22
Total separations	99	79	178	—	—	—	99	79	178
Transfers out	15	111	126	8	4	12	23	115	138
Total separations from individual institution	114	190	304	8	4	12	122	194	316
Net increase or decrease	+33	-79	-46	+6	+113	+119	+39	+34	+73
In residence, March 31, 1962	791	561	1,352	153	139	292	944	700	1,644

GERIATRIC DIVISION

	Valleyview Hospital, Essondale			Dellview Hospital, Vernon			Skeena-view Hospital, Terrace	Total		
	M.	F.	T.	M.	F.	T.	M.	M.	F.	T.
In residence, April 1, 1961	246	484	730	105	124	229	279	630	608	1,238
On probation, carried forward from 1960/61	3	8	11	1	—	1	—	4	8	12
Total as at April 1, 1961	249	492	741	106	124	230	279	634	616	1,250
Admissions—										
First admissions to Mental Health Services	90	113	203	34	47	81	13	137	160	297
Readmissions to different institutions	5	11	16	2	3	5	—	7	14	21
Total admissions	95	124	219	36	50	86	13	144	174	318
Transfers in	15	10	25	4	3	7	42	61	13	74
Total admissions to individual institution	110	134	244	40	53	93	55	205	187	392
Total under care	359	626	985	146	177	323	334	839	803	1,642
Separations—										
Discharged in full	8	9	17	1	—	1	2	11	9	20
Died	74	117	191	36	50	86	38	148	167	315
On probation but not discharged	8	16	24	1	—	1	—	9	16	25
Total separations	90	142	232	38	50	88	40	168	192	360
Transfers out	21	12	33	2	1	3	1	24	13	37
Total separations from individual institution	111	154	265	40	51	91	41	192	205	397
Net increase or decrease	+2	-12	-10	+1	+2	+3	+14	+17	-10	+7
In residence, March 31, 1962	248	472	720	106	126	232	293	647	598	1,245

BUSINESS MANAGER'S REPORT

F. A. MATHESON, BUSINESS MANAGER

Attached hereto are the financial reports for the British Columbia Mental Health Services Branch for the fiscal year ended March 31, 1962.

Tables A to J, inclusive, deal with the in-patient care units, while Tables K, L, M, and N deal with the community services, rehabilitation centres, department of nursing education, and general administration, respectively.

Table A shows the daily average patient population as 6,207.30, a decrease of 85.07 from the previous year. This decrease is due mainly to a reduction in the resident population at the Provincial Mental Hospital, Essondale, of 83.44.

Maintenance expenditures for the in-patient care units increased by \$423,902.06 to \$15,832,999.14, the increase being made up of \$406,880.27 in salaries and the balance of \$17,021.79 in supplies and operating expenses.

The gross daily *per capita* cost rose to \$6.99 for the year, an increase of 28 cents over the previous fiscal year. The net *per capita* cost is \$6.04, an increase of 16 cents over 1960/61.

Maintenance revenue continued to rise, the 1961/62 totals showing as \$2,150,802.56, an increase of \$243,954.85 over the 1960/61 total of \$1,906,847.71.

The farms at Essondale, Colquitz, and Tranquille were taken over by the Department of Agriculture on April 1, 1961, but continued to supply the Mental Health Services Branch with dairy produce, meats, vegetables, and canned goods. Transactions involving produce valued in excess of \$500,000 were effected between the two departments during the year.

Assistance from the Federal Government through the medium of health-grant projects continued to be extremely important to our programme, and the funds provided, totalling \$692,502.53, were expended for equipment, personnel, and staff-training. A detailed statement covering these expenditures is appended to this report.

I regret to advise that an unfortunate fire occurred in the Riverside Annex Building at Colony Farm on the evening of January 31, 1962, in which a patient lost his life. The fire caused such damage that the patients housed in this building had to be provided for elsewhere in the Hospital. Funds were immediately released to the Department of Public Works for the repair of fire damage, and work in this connection was completed in April of 1962.

A second shift started operating in the central laundry at Essondale in March, 1962. The start of this shift was necessary in order for the laundry to meet demands. The second shift is proving to be most satisfactory as, in addition to being better able to meet the demands for laundry, they are also able to improve the standard of work and to maintain a higher standard of cleanliness in the laundry.

Radios have been installed in a number of Hospital and Public Works vehicles at Essondale in order to increase the efficiency of the transportation department.

The volunteer fire department at the Skeenaview Hospital, Terrace, has been reactivated, and it has been supplied with all the necessary equipment, including a small fire-truck.

The Public Works Department at Essondale and New Westminster was reorganized and Mr. W. R. Meadows was appointed as General Superintendent with headquarters in Vancouver. Mr. D. Murray was appointed Superintendent of Public Works for Essondale and The Woodlands School. The Public Works staff in both these areas are now considered as one and are interchangeable. These changes have increased the efficiency and improved the service supplied to us by the Public Works Department.

The year under review has been a particularly active one in so far as planning and construction are concerned. Some of the main items of interest in this regard are as follows:—

General Administration.—A contract in the amount of \$29,134 was let for the construction of a new Accounting Building at Essondale. This building was completed in November, 1961. With the completion of this building, we were able to consolidate our accounting departments, and as a result have a much more efficient operation.

The butcher-shop section of the central stores at Essondale was completely renovated.

Provincial Mental Hospital, Essondale.—The brick and ornamental-stone work on the outside of the Crease Clinic was repaired and cleaned.

Wards North 3 and South 3 of the North Lawn Building were converted into infirmary wards, and the infirmary patients from Wards D 2 and E 2 in the Centre Lawn Building were transferred to these new infirmary wards.

The Deputy Minister appointed a committee to plan a new medical clinic for Essondale. This committee submitted a report regarding our requirements, and the Public Works Department has appointed an architect, who is now working with the committee preparing preliminary plans.

Plans for the complete renovation of the West Lawn kitchens and dining-rooms are presently being prepared.

A contract in the amount of \$103,614 was let for the new Telephone Exchange and Credit Union Building.

A contract in the amount of \$503,462 was let for the new Industrial Therapy Building.

A contract was let for a new Public Works Shop Building.

Plans are being prepared for new fire-escapes for the Centre Lawn Building. Work in connection with the building of a new incinerator at Colony Farm is proceeding.

Provincial Mental Home, Colquitz.—The old boiler-house was converted into a storage-shed.

Valleyview Hospital, Essondale.—Plans are being prepared for the complete renovation of Buildings V.V. 1, 2, and 3.

Skeenaview Hospital, Terrace.—The exteriors of all the Hospital buildings were painted, and the general offices were renovated.

A chlorinator was installed in the water system.

A survey was made of the fire-alarm and telephone systems, and work on plans for their replacement started.

The Woodlands School, New Westminster.—A contract in the amount of \$58,054 was let for the conversion of Nurses' Home No. 2 to an Administration Building.

Toilet facilities were provided for four outside playing areas.

The Tranquille School, Tranquille.—New showers were installed in the Central Building.

Work was started on the renovation of the Greaves Building to make it suitable for crib-patient care.

Air-conditioning units were installed in the Main Building and Annex, and in the patients' dining-room.

The power-house smoke-stack was replaced.

A survey of the water system is being carried out by consulting engineers.

Four houses were received from the Department of Highways for staff residences. Work in connection with the installing of these houses on the grounds and servicing them is proceeding.

A contract has been let for the installation of a new floor in the pumproom of the boiler-house.

Work in connection with the installation of new fire-escapes in the Central Building was started.

Victoria.—The Minister appointed a committee to start planning for a new mental-health facility in Victoria. This committee is under the chairmanship of the Deputy Minister.

Kelowna.—Plans for the establishment of a mental-health centre at Kelowna to serve the Okanagan area have been completed, and the plans to enlarge the Kelowna Community Health Centre to provide accommodation for the centre have been approved.

In addition to the above, I am also pleased to be able to report that the buildings, grounds, equipment, and furnishings in all the institutions were well maintained, and that a considerable amount of new equipment and furniture, both replacement and additional, was purchased during the year.

FINANCIAL TABLES

TABLE A.—SHOWING THE AVERAGE NUMBER OF PATIENTS IN RESIDENCE EACH YEAR, THE TOTAL AMOUNTS SPENT FOR MAINTENANCE, AND THE GROSS YEARLY AND DAILY PER CAPITA COST, 1952/53 TO 1961/62.

Institution	Average Number in Residence	Maintenance Expenditure	Yearly per Capita Cost	Daily per Capita Cost
1952/53				
Provincial Mental Hospital, New Westminster	949.24	\$1,590,703.00	\$1,675.76	\$4.59
Provincial Mental Hospital, Essondale	3,440.34	4,441,278.38	1,290.94	3.54
Provincial Mental Home, Colquitz	284.79	433,108.50	1,520.80	4.17
Home for the Aged, Port Coquitlam	442.94	617,445.55	1,393.97	3.82
Home for the Aged, Vernon	224.18	384,971.73	1,717.24	4.70
Home for the Aged, Terrace	292.07	325,842.57	1,115.63	3.06
Crease Clinic	290.77	759,406.04	3,290.75	9.02
Totals for the year	5,864.33	\$8,552,755.77	\$1,458.44	\$4.00
1953/54				
The Woodlands School	1,150.76	\$1,768,922.31	\$1,537.18	\$4.21
Provincial Mental Hospital, Essondale	3,491.15	4,393,682.65	1,258.52	3.45
Provincial Mental Home, Colquitz	285.28	421,622.61	1,477.93	4.05
Home for the Aged, Port Coquitlam	469.13	683,511.48	1,456.98	3.99
Home for the Aged, Vernon	228.26	378,006.20	1,656.03	4.54
Home for the Aged, Terrace	293.19	330,968.40	1,128.85	3.09
Crease Clinic	235.16	788,302.36	3,352.20	9.18
Totals for the year	6,152.93	\$8,765,016.01	\$1,424.53	\$3.90
1954/55				
The Woodlands School	1,204.60	\$1,811,848.81	\$1,504.11	\$4.12
Provincial Mental Hospital, Essondale	3,517.75	4,685,444.76	1,331.94	3.65
Provincial Mental Home, Colquitz	285.74	426,786.04	1,493.62	4.09
Home for the Aged, Port Coquitlam	527.33	739,859.92	1,403.03	3.84
Home for the Aged, Vernon	230.72	368,726.10	1,598.15	4.38
Home for the Aged, Terrace	296.42	328,553.97	1,108.41	3.04
Crease Clinic	238.63	860,673.73	3,606.73	9.88
Totals for the year	6,301.19	\$9,221,893.33	\$1,463.52	\$4.01
1955/56				
The Woodlands School	1,219.45	\$2,032,263.32	\$1,666.54	\$4.55
Provincial Mental Hospital, Essondale	3,508.79	5,377,708.34	1,532.64	4.19
Provincial Mental Home, Colquitz	285.30	428,248.27	1,501.05	4.10
Home for the Aged, Port Coquitlam	339.27	797,392.10	1,478.65	4.04
Home for the Aged, Vernon	229.62	371,438.14	1,617.62	4.42
Home for the Aged, Terrace	287.30	351,087.68	1,222.02	3.34
Crease Clinic	257.96	935,501.07	3,626.54	9.91
Totals for the year	6,327.69	\$10,293,639.92	\$1,626.76	\$4.44

TABLE A.—SHOWING THE AVERAGE NUMBER OF PATIENTS IN RESIDENCE EACH YEAR, THE TOTAL AMOUNTS SPENT FOR MAINTENANCE, AND THE GROSS YEARLY AND DAILY PER CAPITA COST, 1952/53 TO 1961/62—Continued.

Institution	Average Number in Residence	Maintenance Expenditure	Yearly per Capita Cost	Daily per Capita Cost
1956/57				
The Woodlands School	1,232.48	\$2,246,193.06	\$1,822.50	\$4.99
Provincial Mental Hospital, Essondale	3,503.60	5,851,370.53	1,670.10	4.58
Provincial Mental Home, Colquitz	284.81	446,497.91	1,567.70	4.30
Home for the Aged, Port Coquitlam	541.83	831,370.73	1,534.38	4.20
Home for the Aged, Vernon	232.58	402,867.14	1,732.17	4.75
Home for the Aged, Terrace	288.45	350,880.96	1,216.43	3.33
Crease Clinic	232.85	996,288.31	4,278.67	11.72
Totals for the year	6,316.60	\$11,125,468.64	\$1,761.31	\$4.83
1957/58				
The Woodlands School	1,266.21	\$2,484,024.86	\$1,961.78	\$5.37
Provincial Mental Hospital, Essondale	3,410.79	5,716,745.90	1,676.08	4.59
Provincial Mental Home, Colquitz	285.36	460,863.85	1,615.03	4.42
Home for the Aged, Port Coquitlam	538.56	898,225.93	1,667.83	4.57
Home for the Aged, Vernon	231.34	395,584.86	1,709.97	4.68
Home for the Aged, Terrace	288.63	379,826.63	1,315.96	3.61
Crease Clinic	235.31	1,077,897.96	4,580.76	12.55
Totals for the year	6,256.20	\$11,413,169.99	\$1,824.30	\$5.00
1958/59				
The Woodlands School	1,377.31	\$2,968,725.50	\$2,155.45	\$5.91
Provincial Mental Hospital, Essondale	3,301.84	6,088,091.20	1,843.84	5.05
Provincial Mental Home, Colquitz	282.99	488,028.69	1,724.55	4.72
Home for the Aged, Port Coquitlam	539.13	961,921.63	1,784.22	4.89
Home for the Aged, Vernon	226.33	410,529.00	1,813.86	4.97
Home for the Aged, Terrace	282.92	386,804.84	1,367.19	3.75
Crease Clinic	236.88	1,149,344.46	4,852.01	13.29
Totals for the year	6,247.40	\$12,453,445.32	\$1,993.38	\$5.46
1959/60				
Crease Clinic	226.80	\$1,233,254.59	\$5,437.63	\$14.86
Provincial Mental Hospital, Essondale	3,135.48	6,672,849.09	2,128.17	5.81
The Woodlands School	1,395.44	3,443,231.64	2,467.49	6.74
Tranquille School, Tranquille	53.74	400,957.24	7,461.06	20.39
Provincial Mental Home, Colquitz	283.50	523,480.74	1,846.49	5.05
Valleyview Hospital, Port Coquitlam	560.16	1,400,239.30	2,499.71	6.83
Delview Hospital, Vernon	230.92	444,975.54	1,926.97	5.26
Skeena Hospital, Terrace	285.18	412,230.25	1,445.51	3.95
Totals for the year	6,171.22	\$14,531,218.39	\$2,354.68	\$6.43
1960/61				
Crease Clinic	237.72	\$1,313,678.32	\$5,526.16	\$15.14
Provincial Mental Hospital, Essondale	3,008.02	6,775,567.11	2,252.50	6.17
The Woodlands School	1,415.30	3,637,555.12	2,570.17	7.04
Tranquille School, Tranquille	126.01	542,556.16	4,305.66	11.80
Provincial Mental Home, Colquitz	287.16	518,591.72	1,805.93	4.95
Valleyview Hospital, Port Coquitlam	695.41	1,754,500.08	2,522.97	6.91
Delview Hospital, Vernon	232.05	448,792.02	1,934.03	5.30
Skeena Hospital, Terrace	290.70	417,856.55	1,437.41	3.94
Totals for the year	6,292.37	\$15,409,097.08	\$2,448.85	\$6.71
1961/62				
Crease Clinic	241.92	\$1,344,906.48	\$5,559.30	\$15.23
Provincial Mental Hospital, Essondale	2,824.58	6,927,591.07	2,452.61	6.72
The Woodlands School	1,351.62	3,639,782.25	2,692.90	7.38
Tranquille School, Tranquille	250.33	657,736.27	2,627.47	7.20
Provincial Mental Home, Colquitz	284.90	507,315.85	1,780.68	4.88
Valleyview Hospital, Port Coquitlam	736.29	1,848,097.68	2,510.01	6.88
Delview Hospital, Vernon	230.38	464,314.47	2,015.43	5.52
Skeena Hospital, Terrace	287.28	443,255.07	1,542.94	4.23
Totals for the year	6,207.30	\$15,832,999.14	\$2,550.71	\$6.99

TABLE B.—SUMMARY STATEMENT SHOWING THE GROSS AND NET PER CAPITA COST OF PATIENTS IN ALL MENTAL HEALTH SERVICES INSTITUTIONS FOR THE YEAR ENDED MARCH 31, 1962.

Gross operating costs—	
Crease Clinic	\$1,344,906.48
Provincial Mental Hospital, Essondale.....	6,927,591.07
The Woodlands School, New Westminster.....	3,639,782.25
Tranquille School, Tranquille.....	657,736.27
Provincial Mental Home, Colquitz.....	507,315.85
Valleyview Hospital, Port Coquitlam.....	1,848,097.68
Dellview Hospital, Vernon.....	464,314.47
Skeenaview Hospital, Terrace.....	443,255.07
<hr/>	
Gross costs of all institutions.....	\$15,832,999.14
Less collections remitted to Treasury.....	2,150,802.56
<hr/>	
	\$13,682,196.58
<hr/>	
Daily average population.....	6,207.30
Gross per capita cost, one year.....	\$2,550.71
Gross per capita cost, one day.....	6.99
Net per capita cost, one year.....	2,204.21
Net per capita cost, one day.....	6.04

Revenue (Patients' Maintenance Collections) of the Mental Health Services for the Past Ten Years

1952/53	\$1,147,831.65	1957/58	\$1,724,046.70
1953/54	1,300,056.89	1958/59	1,838,158.33
1954/55	1,343,848.02	1959/60	1,821,810.53
1955/56	1,358,708.26	1960/61	1,906,847.71
1956/57	1,546,266.32	1961/62	2,150,802.56

TABLE C.—EXPENSE STATEMENT OF THE CREASE CLINIC OF PSYCHOLOGICAL MEDICINE, ESSONDALE, FOR TWELVE MONTHS ENDED MARCH 31, 1962

Salaries, Supplies, and Operating Expense	Net Vouchered Expenditure as per Public Accounts	Services and Supplies from Public Works Department	Actual Cost of Operation	Yearly per Capita Cost
Salaries	\$1,001,157.70		\$1,001,157.70	\$4,138.38
Office expense	2,686.52		2,686.52	11.11
Travelling expense	2,863.77		2,863.77	11.84
Office furniture and equipment	1,739.09		1,739.09	7.19
Heat, light, water, and power	23,870.00		23,870.00	98.67
Medical care	87,243.18		87,243.18	360.63
Dietary	120,449.85		120,449.85	497.89
Laundry	9,600.00		9,600.00	39.68
General supplies	26,817.61		26,817.61	110.85
Transportation	4,200.00		4,200.00	17.36
Occupational and recreational therapy	10,529.47		10,529.47	43.52
Incidentals and contingencies	1,587.51		1,587.51	6.56
Buildings, grounds, etc.		\$52,161.77	\$52,161.77	215.62
Totals	\$1,292,744.70	\$52,161.77	\$1,344,906.48	\$5,559.30

TABLE D.—EXPENSE STATEMENT OF THE PROVINCIAL MENTAL HOSPITAL, ESSONDALE, FOR TWELVE MONTHS ENDED MARCH 31, 1962

Salaries, Supplies, and Operating Expenses	Net Vouchered Expenditure as per Public Accounts	Services and Supplies from Public Works Department	Inventory Adjustment		Actual Cost of Operation	Yearly Per Capita Costs
			Plus on Hand Mar. 31, 1961	Less on Hand Mar. 31, 1962		
Salaries	\$3,981,712.87				\$3,981,712.87	\$1,409.67
Office expense	34,311.84				34,311.84	12.22
Travelling expense	5,250.84				5,250.84	3.30
Office furniture and equipment	308,449.89		\$18,746.78	\$23,737.39	303,429.28	96
Heat, light, water, and power	437,121.70		160,459.57	173,686.99	423,894.28	107.42
Medical care	1,019,125.30		80,321.31	89,145.34	1,010,301.27	357.68
Dietary	37,450.14				37,450.14	13.29
Laundry	10,105.47		146,177.28	135,945.81	10,105.47	3.58
General supplies	364,056.04				374,287.51	132.51
Occupational and recreational therapy	10,727.57				10,727.57	1.13
Incidentals and contingencies	19,006.04				19,006.04	3.80
Buildings, grounds, etc.	41,820.04				41,820.04	6.73
	41,820.04				41,820.04	14.81
	41,820.04				41,820.04	14.81
Totals	\$6,204,301.94	\$608,950.78	\$921,336.88	\$806,998.53	\$6,927,591.07	\$2,452.61

TABLE E.—EXPENSE STATEMENT OF THE WOODLANDS SCHOOL, NEW WESTMINSTER, FOR TWELVE MONTHS ENDED MARCH 31, 1962

Salaries, Supplies, and Operating Expenses	Net Vouchered Expenditure as per Public Accounts	Services and Supplies from Public Works Department	Inventory Adjustment		Actual Cost of Operation	Yearly Per Capita Costs
			Plus on Hand Mar. 31, 1961	Less on Hand Mar. 31, 1962		
Salaries	\$2,531,966.81				\$2,531,966.81	\$1,873.28
Office expense	7,394.64				7,394.64	5.47
Travelling expense	2,306.98				2,306.98	1.71
Office furniture and equipment	3,499.95		\$1,309.58	\$1,309.58	3,499.95	2.59
Heat, light, water, and power	116,391.33		31,305.84	30,575.07	116,417.65	86.13
Medical care	86,178.01				86,178.01	66.16
Dietary	443,198.68				443,198.68	327.90
Laundry	36,000.00				36,000.00	28.94
General supplies	4,491.06				4,491.06	3.42
Transportation	166,655.23				166,655.23	123.20
Occupational and recreational therapy	5,422.85				5,422.85	4.01
Incidentals and contingencies	3,152.46				3,152.46	2.31
Buildings, grounds, etc.	20,459.44		45,792.00	64,066.00	20,458.44	15.14
			\$67,433.74	\$85,950.65	222,908.72	164.92
Totals	\$3,427,116.44	\$241,182.72	\$67,433.74	\$85,950.65	\$3,639,782.25	\$2,692.90

TABLE F.—EXPENSE STATEMENT OF THE TRANQUILLE SCHOOL, TRANQUILLE, FOR TWELVE MONTHS ENDED MARCH 31, 1962

Salaries, Supplies, and Operating Expenses	Net Vouchered Expenditure as per Public Accounts	Services and Supplies from Public Works Department	Inventory Adjustment		Actual Cost of Operation	Yearly Per Capita Cost
			Plus on Hand, Mar. 31, 1961	Less on Hand Mar. 31, 1962		
	\$257,711.95				\$257,711.95	\$1,029.49
	2,603.28				2,603.28	10.40
	631.10				631.10	2.52
	337.31				337.31	1.35
	169.54				169.54	6.75
	32.15				32.15	1.29
	383.29				383.29	1.52
	27.86				27.86	1.11
	5,471.80				5,471.80	21.86
	990.83				990.83	3.96
	151.53				151.53	5.98
	5,155.09				5,155.09	20.59
	7,353.84				7,353.84	29.17
	5,872.75				5,872.75	23.46
	209,727.71				209,727.71	837.80
	\$39,766.86				\$39,766.86	\$1,627.47
	\$18,366.97				\$18,366.97	
	\$209,727.71				\$209,727.71	
	\$469,408.45				\$469,408.45	

TABLE G.—EXPENSE STATEMENT OF THE PROVINCIAL MENTAL HOME, COLQUITZ, FOR TWELVE MONTHS ENDED MARCH 31, 1962

Salaries, Supplies, and Operating Expenses	Net Vouchered Expenditure as per Public Accounts	Services and Supplies from Public Works Department	Inventory Adjustment		Actual Cost of Operation	Yearly Per Capita Cost
			Plus on Hand, Mar. 31, 1961	Less on Hand Mar. 31, 1962		
	\$313,919.25				\$313,919.25	\$1,101.86
	706.92				706.92	2.48
	346.05				346.05	1.21
	36,503.01				36,503.01	128.12
	5,367.00				5,367.00	18.84
	92,839.06				92,839.06	325.86
	1,110.89				1,110.89	3.90
	1,110.89				1,110.89	3.90
	19,400.91				19,400.91	68.45
	400.01				400.01	1.45
	1,588.33				1,588.33	5.75
	1,525.04				1,525.04	5.35
	\$34,030.20				\$34,030.20	119.45
	\$468,872.44				\$468,872.44	\$1,780.68
	\$16,361.14				\$16,361.14	
	\$12,147.93				\$12,147.93	
	\$34,030.20				\$34,030.20	

TABLE H.—EXPENSE STATEMENT OF THE VALLEYVIEW HOSPITAL, PORT COQUITLAM, FOR TWELVE MONTHS ENDED MARCH 31, 1962

Salaries, Supplies, and Operating Expenses	Net Vouchered Expenditure as per Public Accounts	Services and Supplies from Public Works Department	Actual Cost of Operation	Yearly per Capita Cost
Salaries	\$1,334,650.55		\$1,334,650.55	\$1,812.67
Office expense	5,346.47		5,346.47	7.26
Travelling expense	1,312.19		1,312.19	1.78
Office furniture and equipment	1,292.11		1,292.11	1.75
Heat, light, water, and power	62,300.04		62,300.04	84.62
Medical care	85,866.90		85,866.90	116.62
Dietary	204,422.28		204,422.28	277.64
Laundry	18,000.00		18,000.00	24.45
Transportation	4,800.00		4,800.00	6.52
General supplies	67,576.94		67,576.94	91.78
Occupational and recreational therapy	1,921.70		1,921.70	2.61
Motor-vehicles and accessories	2,216.19		2,216.19	3.01
Incidentals and contingencies	6,135.05		6,135.05	8.33
Buildings, grounds, etc.		\$52,257.26	52,257.26	70.97
Totals	\$1,795,840.42	\$52,257.26	\$1,848,097.68	\$2,510.01

TABLE C.—SUMMARY OF STAFF TURNOVER

By Major Classification

Classification	1960/61	1961/62	Change
	Per Cent	Per Cent	Per Cent
Student psychiatric nurses	22.1	22.4	+3
Male psychiatric nurses	9.1	9.4	+3
Female psychiatric nurses	26.4	29.8	+3.4
Registered nurses	26.1	30.0	+3.9

NOTE.—Items 1 and 2 have been calculated against the monthly average and other items have been calculated against the year-end staff totals.

By Pay Division

Pay Division	Temporary Relief Staff Included, 1961/62	Temporary Relief Staff Excluded, 1961/62
	Per Cent	Per Cent
Crease Clinic and Provincial Mental Hospital, Essondale	22.7	19.0
Provincial Mental Home, Colquitz	18.5	12.3
The Woodlands School	21.6	16.4
The Tranquille School	18.0	16.6
Valleyview Hospital	33.4	23.1
Dellview Hospital	29.7	18.5
Skeenaview Hospital	32.3	22.5
Mental Health Centres	23.6	19.7
Over-all turnover	23.9	18.0

NOTE.—Percentages calculated against year-end staff totals.

TABLE D.—COMPARISON OF STAFF TOTALS BY UNIT WITH TOTALS FOR THE PRECEDING FISCAL YEAR

	Fiscal Year 1960/61		Fiscal Year 1961/62	
	Positions in Establishment as of Mar. 31, 1961	Number on Staff as of Mar. 31, 1961	Positions in Establishment as of Mar. 31, 1962	Number on Staff as of Mar. 31, 1962
General administration	37	36	37	37
Department of Nursing Education	55	49	55	56
Mental Health Centres	98	85	106	91
Sub-totals	190	170	198	184
In-patient care—				
Crease Clinic	282	285	285	273
Provincial Mental Hospital, Essondale	1,113	1,137	1,152	1,129
Provincial Mental Home, Colquitz	80	81	80	81
The Woodlands School	742	743	763	760
The Tranquille School	95	71	174	90
Valleyview Hospital	409	391	413	393
Dellview Hospital	77	80	80	81
Skeenaview Hospital	59	59	62	62
Total of vote	2,857	2,847	3,009	2,869
Farms—				
Colony Farms	52	52	—	—
Colquitz Farms	8	8	—	—
Tranquille Farms	28	24	—	—
Total of vote	88	84	—	—
Total Civil Service positions	3,135	3,101	3,207	3,053
Student psychiatric nurses	325	275	325	245
Total	3,460	3,376	3,532	3,298

Transferred to Department of Agriculture, April 1, 1961

TABLE E.—COMPOSITION OF NURSING STAFFS BY UNIT AS OF MARCH 31, 1962

Unit	Registered Nurses		Psychiatric Nurses		Aides		Students		Unit Total	Per Cent of Total
	Number	Per Cent	Female	Male	Female	Male	Female	Male		
Provincial Mental Hospital, Essondale	45	5.08	165	205	184	137	114	36	886	38.24
Crease Clinic	17	7.33	45	51	43	27	34	15	232	10.01
Valleyview Hospital	10	3.18	87	57	104	40	12	4	314	13.35
Dellview Hospital	1	1.64	11	6	28	15	—	—	61	2.63
Skeenaview Hospital	1	2.27	9	11	9	23	—	—	44	1.90
The Woodlands School	9	1.40	164	93	184	165	21	9	645	27.84
The Tranquille School	—	—	7	16	19	22	—	—	57	2.46
Provincial Mental Home, Colquitz	—	—	33	33	32	32	—	—	65	2.81
Mental Health Centres	7	53.85	2	4	—	1	—	—	13	0.56
Totals	90	3.88	483	465	572	462	1,034	245	2,317	10.57
Totals, March 31, 1961	92	3.89	496	451	591	460	1,051	275	2,365	11.63
Difference (+ or -)	-2	-0.01	-13	+14	-19	+2	-17	-30	-48	-1.06

THE TRANQUILLE SCHOOL

TABLE 1.—MOVEMENT OF POPULATION, THE TRANQUILLE SCHOOL, APRIL 1, 1961, TO MARCH 31, 1962

	Male	Female	Total
In residence, April 1, 1961.....	147	26	173
Admissions—			
Transfers from The Woodlands School.....	14	111	125
Transfers from Provincial Mental Hospital, Essondale.....	—	6	6
Total admissions.....	14	117	131
Total under care.....	161	143	304
Separations—Transferred to The Woodlands School.....	8	4	12
Net increase or decrease.....	+6	+113	+119
In residence, March 31, 1962.....	153	139	292

TABLE 2.—TRANSFERS TO THE TRANQUILLE SCHOOL BY MENTAL DIAGNOSIS, AGE-GROUP, AND SEX, APRIL 1, 1961, TO MARCH 31, 1962

Mental Diagnosis	Age-group (Years)								Total		Grand Total
	15-19		20-29		30-39		40 and Over		M.	F.	
	M.	F.	M.	F.	M.	F.	M.	F.			
Mental deficiency—											
Idiocy and imbecility.....	—	5	2	7	1	10	—	15	3	37	40
Moron.....	3	5	4	19	—	10	1	8	8	42	50
Border-line intelligence.....	—	—	1	—	—	5	—	1	1	6	7
Mongolism.....	1	9	1	13	—	6	—	3	2	31	33
Chronic brain syndrome, N.O.S.....	—	—	—	—	—	—	—	1	—	1	1
Totals.....	4	19	8	39	1	31	1	28	14	117	131

NOTE.—Of the above cases, 12 had epilepsy: 1 imbecile, 9 morons, 1 border-line intelligence, and 1 mongol.

TABLE 3.—RESIDENT POPULATION OF THE TRANQUILLE SCHOOL BY MENTAL DIAGNOSIS, AGE-GROUP, AND SEX, DECEMBER 31, 1961

Mental Diagnosis	Age-group (Years)										Total		Grand Total
	10-14		15-19		20-29		30-39		40 and Over		M.	F.	
	M.	F.	M.	F.	M.	F.	M.	F.	M.	F.			
Mental deficiency— ¹													
Idiocy and imbecility.....	—	—	4	5	23	9	26	10	15	17	68	41	109
Moron.....	—	—	3	5	23	20	6	13	15	14	47	52	99
Border-line intelligence.....	—	—	—	3	—	—	3	5	1	1	7	6	13
Mongolism.....	1	—	5	9	14	14	3	9	2	2	25	34	59
Other and unspecified types.....	—	—	—	—	—	—	—	—	—	1	—	1	1
Totals.....	1	—	12	19	63	43	38	37	33	35	147	134	281

¹ Of the above, 10 males and 10 females had epilepsy.

TABLE 4.—RESIDENT POPULATION OF THE TRANQUILLE SCHOOL BY MENTAL DIAGNOSIS, LENGTH OF STAY AND SEX, DECEMBER 31, 1961

Detailed information for the above table may be obtained on request

PART IV.—PROVINCIAL MENTAL HOME, COLQUITZ

REPORT OF MEDICAL SUPERINTENDENT

L. G. C. D'EASUM, MEDICAL SUPERINTENDENT

The patient population on April 1, 1961, was 288, and on March 31, 1962, was 283. During the year thirteen patients were transferred to this institution from the Provincial Mental Hospital, Essondale, and five patients were transferred from this institution to Essondale.

One patient was discharged in full on transfer back to Oakalla Gaol. Two patients were discharged on probation and two returned from probation.

There were seven patient deaths during the year. Practically all of these were in the old-age group.

Ten patients were seen by the Appeal Board.

As in previous years, a number of patients were allowed to go home on leave for various periods of time, and throughout the year none of these privileges was abused.

The Vancouver Island Chest Clinic has been most co-operative, and each year has made regular visits to the hospital with a portable X-ray unit to X-ray both patients and staff. Throughout the year the general health of the patients was good, and there were no epidemics of any kind to report. Dr. S. S. Avren and Dr. W. Dempsey continued to care for the physical and dental needs of the patients respectively.

INDUSTRIAL AND OCCUPATIONAL THERAPY DEPARTMENT

These two departments remained under the very capable supervision of Mr. H. Helander. Both the indoor and outdoor Occupational Therapy Departments were utilized to the fullest, with the patients being occupied with the various crafts, ceramics, art metalwork, all phases of woodwork, leather-craft, and upholstery. Much of the maintenance of the institution is looked after by this department with the aid of patient help.

The paint crew, which consists of one assistant instructor of trades and maintenance and five or six patients, does all the decorating for the institution and had a busy year.

A fixture with three shelves for the Lower East and Top East Wards and a storage cupboard for the ice-cream room were built, installed, and painted. Part of the concrete floor in the scullery was repaired. The tile floor in the kitchen was in bad shape, requiring maintenance. Double stainless-steel sinks and drain-counter to the dish-washing machine and a stainless-steel vegetable-washing sink with drain-board were installed in the kitchen. This has made a big improvement there.

Thirty-three feet of counter and room dividers were made, installed, and finished for the Canadian Mental Health Association in its headquarters. All materials for this were supplied by the association.

Three oak plant-stands were made and sent to the Department of Social Welfare.

The old boiler-house, which had the roof torn off when the boiler was removed, was remodelled, a new roof put on, floor repaired, and now serves as a storage-house for the laundry.

The cement sidewalk in the recreation court had settled badly in places and was either lifted or new concrete poured to make it right again. Considerable work was done to the farm buildings, and troughs and feeders were built as required.

Approximately 260 articles of toys were made, repaired, refinished, and sent to the Cosmopolitan Club for distribution to needy children at Christmas.

The fire-fighting equipment was checked regularly and hazards removed. The Saanich Fire Department, on its annual inspection in October, was well satisfied.

TAILOR AND SHOE SHOP

During the year five patients were kept occupied in the tailor and shoe shop, and many articles were made and supplied to the stores. The sole-sewing machine was repaired and is being run by one of the patients, who does excellent repair work.

LAUNDRY

The laundry has continued to work very satisfactorily and to capacity. The amount of work done does not vary much throughout the years. Again this department was called upon to launder the linen used in the legislative dining-room during the sitting of the Provincial Legislature. Machinery in the laundry continued to give good service, with two or three minor repairs.

RECREATION

During the year three sightseeing bus tours were arranged for the patients and proved very enjoyable. A total of sixteen band and variety concerts was presented to the patients during the year. These entertainments were put on by various groups of interested Victoria citizens, and all were much appreciated and well attended. In addition to the concerts, the regular programmes of television, radio, picture shows, etc., were continued.

Weather permitting, the recreation court was in daily use during the summer months, and in the winter months the more active patients were allowed outside to exercise on the cement sidewalk.

The Public Library Commission continued to supply books for the patients, books being changed every four months.

The Canadian Legion and the Red Cross continued to supply comforts for the ex-servicemen monthly. These comforts consist mostly of confections and smoking material.

Christmas gifts for the patients were contributed by the Canadian Mental Health Association, Salvation Army, Colwood Women's Institute, Vic-Van Isle Kinettes, Zoné Council of the Canadian Legion, Sons of Norway, and the Lake Cowichan Legion Ladies' Auxiliary.

The spiritual needs of the patients were cared for by the Salvation Army and Protestant churches on alternate Sundays.

STATISTICAL TABLES

TABLE 1.—MOVEMENT OF POPULATION, PROVINCIAL MENTAL HOME, COLQUITZ,¹ APRIL 1, 1961; TO MARCH 31, 1962

	Number
In residence, April 1, 1961.....	288
On probation, carried forward from 1960/61.....	1
On escape, carried forward from 1960/61.....	1
Total as at April 1, 1961.....	290
Admissions—Transfers from Provincial Mental Hospital, Essondale	9
Total under care.....	299
Separations—	
Discharged in full.....	2
Died	7
Transferred to Provincial Mental Hospital, Essondale.....	5
On probation and still out.....	1
On escape but not discharged.....	1
Total separations	16
Net increase or decrease	—5
In residence, March 31, 1962.....	283

¹ This institution cares for male patients only.

TABLE 2.—TRANSFERS TO PROVINCIAL MENTAL HOME, COLQUITZ, BY HEALTH UNIT AND SCHOOL DISTRICT OF RESIDENCE, APRIL 1, 1961, TO MARCH 31, 1962

Detailed information for the above table may be obtained on request.

TABLE 3.—TRANSFERS TO PROVINCIAL MENTAL HOME, COLQUITZ, BY METHOD OF ADMISSION AND AGE-GROUP, APRIL 1, 1961, TO MARCH 31, 1962

Method of Admission	Age-group (Years)										Total	
	20-24	25-29	30-34	35-39	40-44	45-49	50-54	55-59	60-64	65-69		70 and Over
Warrant.....	—	1	—	—	—	—	—	—	—	—	—	1
Certification.....	1	1	—	2	1	1	2	—	—	—	—	8
Totals.....	1	2	—	2	1	1	2	—	—	—	—	9

TABLE 4.—TRANSFERS TO PROVINCIAL MENTAL HOME, COLQUITZ, BY MENTAL DIAGNOSIS AND AGE-GROUP, APRIL 1, 1961, TO MARCH 31, 1962

Mental Diagnosis	Age-group (Years)											Total
	20-24	25-29	30-34	35-39	40-44	45-49	50-54	55-59	60-64	65-69	70 and Over	
Schizophrenic disorders	1	1	—	1	1	1	2	—	—	—	—	7
Immature personality	—	—	—	1	—	—	—	—	—	—	—	1
Drug addiction (other than alcohol)	—	1	—	—	—	—	—	—	—	—	—	1
Totals	1	2	—	2	1	1	2	—	—	—	—	9

TABLE 5.—TRANSFERS TO PROVINCIAL MENTAL HOME, COLQUITZ, BY MENTAL DIAGNOSIS AND MARITAL STATUS, APRIL 1, 1961, TO MARCH 31, 1962

TABLE 6.—TRANSFERS TO PROVINCIAL MENTAL HOME, COLQUITZ, BY MENTAL DIAGNOSIS AND YEARS OF SCHOOLING, APRIL 1, 1961, TO MARCH 31, 1962

TABLE 7.—TRANSFERS TO PROVINCIAL MENTAL HOME, COLQUITZ, BY CITIZENSHIP AND AGE-GROUP, APRIL 1, 1961, TO MARCH 31, 1962

TABLE 8.—TRANSFERS TO PROVINCIAL MENTAL HOME, COLQUITZ, BY RELIGION, APRIL 1, 1961, TO MARCH 31, 1962

TABLE 9.—TRANSFERS TO PROVINCIAL MENTAL HOME, COLQUITZ, BY PREVIOUS OCCUPATION, APRIL 1, 1961, TO MARCH 31, 1962

Detailed information for the above tables may be obtained on request.

TABLE 10.—RESIDENT POPULATION OF PROVINCIAL MENTAL HOME, COLQUITZ, BY MENTAL DIAGNOSIS AND AGE-GROUP, DECEMBER 31, 1961

Mental Diagnosis	Age-group (Years)											Total	
	15-19	20-24	25-29	30-34	35-39	40-44	45-49	50-54	55-59	60-64	65-69		70 and Over
Schizophrenic disorders	1	1	11	9	16	20	23	28	35	24	24	39	231
Manic-depressive reaction	—	—	—	—	—	—	—	—	—	—	—	—	5
Paranoia and paranoid states	—	—	—	—	—	—	—	—	—	—	—	—	2
Psychosis with cerebral arteriosclerosis	—	—	—	—	—	—	—	—	—	—	—	—	1
Alcoholic psychosis	—	—	—	—	—	—	—	—	—	—	—	—	2
Psychosis of other demonstrable etiology	—	—	—	—	—	—	—	—	—	—	—	—	1
Other and unspecified psychoses	—	—	—	—	—	—	—	—	—	—	—	—	1
Syphilis and its sequelae	—	—	—	—	—	—	—	—	—	—	—	—	4
Pathological personality	—	—	—	—	—	—	—	—	—	—	—	—	3
Immature personality	—	—	—	—	—	—	—	—	—	—	—	—	3
Alcoholism	—	—	—	—	—	—	—	—	—	—	—	—	4
Other drug addiction	—	—	—	—	—	—	—	—	—	—	—	—	1
Mental deficiency	—	—	—	—	—	—	—	—	—	—	—	—	19
Chronic brain syndrome, N.O.S.	—	—	—	—	—	—	—	—	—	—	—	—	4
Epilepsy	—	—	—	—	—	—	—	—	—	—	—	—	5
Totals	1	2	15	11	19	26	28	33	43	30	27	50	285

TABLE 11.—RESIDENT POPULATION OF PROVINCIAL MENTAL HOME, COLQUITZ, BY MENTAL DIAGNOSIS AND NUMBER OF PREVIOUS ADMISSIONS, DECEMBER 31, 1961.

TABLE 12.—RESIDENT POPULATION OF PROVINCIAL MENTAL HOME, COLQUITZ, BY MENTAL DIAGNOSIS AND LENGTH OF STAY, DECEMBER 31, 1961

Detailed information for the above tables may be obtained on request.

TABLE 13.—LIVE DISCHARGES FROM PROVINCIAL MENTAL HOME, COLQUITZ, BY MENTAL DIAGNOSIS AND CONDITION ON DISCHARGE, APRIL 1, 1961, TO MARCH 31, 1962.

Mental Diagnosis	Condition on Discharge		Total
	Improved	Unimproved	
Schizophrenic disorders	1	5	6
Pathological personality	1	—	1
Totals	2	5	7

TABLE 14.—LIVE DISCHARGES FROM AND DEATHS OCCURRING IN PROVINCIAL MENTAL HOME, COLQUITZ, BY MENTAL DIAGNOSIS AND AGE-GROUP, APRIL 1, 1961, TO MARCH 31, 1962.

Mental Diagnosis	Age-group (Years)											Total	
	15-19	20-24	25-29	30-34	35-39	40-44	45-49	50-54	55-59	60-64	65-69		70 and Over
<i>Live Discharges</i>													
Schizophrenic disorders	—	1	1	—	—	—	—	1	—	1	—	2	6
Pathological personality	1	—	—	—	—	—	—	—	—	—	—	—	1
Totals	1	1	1	—	—	—	—	1	—	1	—	2	7
<i>Deaths</i>													
Schizophrenic disorders	—	—	—	—	—	—	1	—	1	—	—	4	6
Psychosis with cerebral arteriosclerosis	—	—	—	—	—	—	—	—	—	—	1	—	1
Totals	—	—	—	—	—	—	1	—	1	—	1	4	7

TABLE 15.—LIVE DISCHARGES FROM AND DEATHS OCCURRING IN PROVINCIAL MENTAL HOME, COLQUITZ, BY MENTAL DIAGNOSIS AND LENGTH OF STAY, APRIL 1, 1961, TO MARCH 31, 1962.

Detailed information for the above table may be obtained on request.

TABLE 16.—DEATHS OCCURRING IN PROVINCIAL MENTAL HOME, COLQUITZ, BY CAUSE OF DEATH AND AGE-GROUP, APRIL 1, 1961, TO MARCH 31, 1962

Cause of Death	Age-group (Years)						Total
	45-49	50-54	55-59	60-64	65-69	70 and Over	
Malignant neoplasm	—	—	1	—	—	—	1
Cerebral thrombosis	—	—	—	—	—	3	3
Arteriosclerotic heart disease	—	—	—	—	1	1	2
Duodenal ulcer	1	—	—	—	—	—	1
Totals	1	—	1	—	1	4	7

TABLE 17.—DEATHS OCCURRING IN PROVINCIAL MENTAL HOME, COLQUITZ, BY CAUSE OF DEATH AND LENGTH OF STAY, APRIL 1, 1961, TO MARCH 31, 1962

Detailed information for the above table may be obtained on request.

Estimated Expenditure for Fiscal Year Ending March 31, 1963	SERVICE	Fiscal Year Ending March 31, 1964
	MENTAL HEALTH SERVICES—Continued	
	<u>VOTE 161.</u>	
	COMMUNITY SERVICES—Continued	
	(e) Mental Health Centre, Nanaimo—Continued	
	Expenses—Continued	
	Code No.	
	029 Motor-vehicles and accessories...	3,000
	030 General expense	200
		\$52,978
	411 Less Federal health grant—salaries	30,378
	Total, Nanaimo Centre	\$22,600
	(f) Expansion of Community Services (Code 16106)	
	Code No.	
\$100,000	030 Expenditures	100,000
\$739,088	Total of Vote 161	\$847,624
	<u>VOTE 162.</u>	
	IN-PATIENT CARE	
	(a) Crease Clinic (Code 16201)	
	(b) Provincial Mental Hospital (Code 16202)	
	(c) "Vista" Rehabilitation Centre (Code 16203)	
	(d) "Venture" Rehabilitation Centre (Code 16204)	
	(e) Rehabilitation and After Care Programme (Code 16205)	
	(f) Provincial Mental Home (Code 16206)	
	(g) Valleyview Hospital, Essondale (Code 16207)	
	(h) Dellview Hospital, Vernon (Code 16208)	
	(i) Skeenaview Hospital, Terrace (Code 16209)	
	(j) Woodlands School (Code 16210)	
	(k) Tranquille School (Code 16211)	
	Salaries:	
	Hospital employees (including Administration, Physicians, Psychologists, Social Workers, Pharmacists, Therapists, Teachers, Technicians, Nurses, Dieticians, Tradesmen, etc.) (3,244)	
(3,208)		\$12,467,532
\$11,979,433	Less recruitment saving	516,500
454,500		\$11,951,032
\$11,524,933	Expenses:	
	Code No.	
66,250	001 Office expense	71,375
22,500	202 Travelling expense	27,450
13,500	004 Office furniture and equipment	13,300
712,000	006 Heat, light, power and water	732,090

Estimated Expenditure for Fiscal Year Ending March 31, 1963	SERVICE	Fiscal Year Ending March 31, 1964
	MENTAL HEALTH SERVICES—Continued	
	<u>VOTE 162.</u>	
	IN-PATIENT CARE—Continued	
	Expenses—Continued	
	Code No.	
\$781,900	008 Medical care	\$840,350
2,407,400	010 Dietary	2,412,800
90,200	011 Laundry	91,050
30,000	012 Gratuities to patients	25,750
2,500	018 Patients' library	3,100
	Grant to Department of Neurological Research, University of British Columbia	
7,500	021 Maintenance and operation of equipment	32,500
29,300	022 Transportation	23,400
20,750	024 General supplies	858,900
838,500	025 Occupational and recreational therapy	46,350
52,750	027 Audio-Visual Department	19,700
13,600	028 Patient education	4,500
6,200	029 Motor-vehicles and accessories	31,000
29,900	030 General expense	79,850
77,400	031 Administration of Psychiatric Nurses Act	
1,000	032 Council of Psychiatric Nurses for Bursary Trust Fund	
	033 Burials	15,500
1,200		
12,000		
\$16,741,283		\$17,279,997
	Less—	
451,900	411 Federal health grant—salaries	\$318,412
88,300	431 Deductions for board	81,800
45,000	432 Deductions for rent	45,000
	Donations, proceeds from sale of patients' work	
5,000	Sundry transfers	50,000
109,000	Licence fees received under Psychiatric Nurses Act	
2,200	406 Maintenance receipts	2,105,000
2,105,000		2,600,212
\$13,934,883	Total of Vote 162	\$14,679,785
	<u>VOTE 163.</u>	
\$791,907	Mental Health Care (Federal Programme)	\$791,004
	Less allocated to—	
	General Administration (Vote 159)	\$25,188
29,724	Division of Nursing Education (Vote 160)	6,180
5,400	Mental Health Centre, Burnaby (Code 16101)	31,380
11,520		

ESTIMATES OF EXPENDITURE, 1963/64

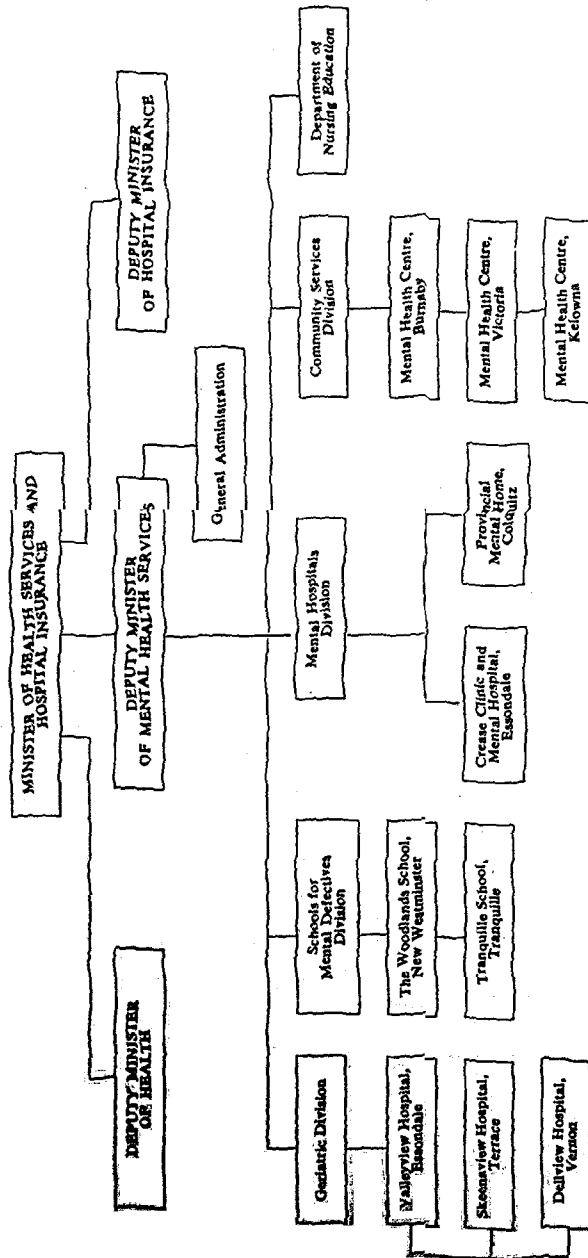
Estimated Expenditure for Year Ending March 31, 1963	SERVICE	Fiscal Year Ending March 31, 1964
	<i>MENTAL HEALTH SERVICES—Continued</i>	
	<u>VOTE 163.</u>	
	<i>Brought forward</i>	\$791,004
	Mental Health Centre, Victoria (Code 16102)	\$11,880
	Mental Health Centre, Kelowna (Code 16103)	9,060
	Mental Health Centre, Trail (Code 16104)	30,378
	Mental Health Centre, Nanaimo (Code 16105)	30,378
\$451,900	In-patient Care (Vote 162)	318,412
		462,856
\$293,363		\$328,148
293,353	<i>Less Federal health grants (other programmes)</i>	328,138
		\$10
	Total of Vote 163	\$10
\$15,811,017	Sub-total, Mental Health Services	\$16,703,465

HEALTH SERVICES AND HOSPITAL INSURANCE

M 107

Estimated Expenditure for Fiscal Year Ending March 31, 1963	SERVICE	Fiscal Year Ending March 31, 1964
	<i>DEPARTMENT OF HEALTH SERVICES AND HOSPITAL INSURANCE—Continued</i>	
	<i>HOSPITAL INSURANCE SERVICES</i>	
	<u>VOTE 164.</u>	
	<i>HOSPITAL INSURANCE SERVICE</i>	
	<i>Salaries:</i>	
\$14,400	Deputy Minister	\$15,000
10,860	Assistant Deputy Minister	11,220
11,520	Medical Consultant	12,180
10,500	Assistant Medical Consultant	10,860
8,700	Supervisor, Hospital Construction	9,060
9,420	Supervisor, Hospital Finance	9,780
8,700	Supervisor, Hospital Consultation and Inspection	9,060
9,060	Supervising Auditor	9,420
8,340	Audit Accountant 5	8,700
15,240	Two Audit Accountants 4	15,960
23,520	Four Audit Accountants 3	24,120
15,300	Three Audit Accountants 2	15,510
7,620	Administrative Assistant 3	7,980
5,880	Chief Clerk	6,120
5,160	Architect 1	5,160
7,560	Inspector of Hospitals and Consultants 3	7,560
39,240	Six Inspectors of Hospitals and Consultants	40,230
7,260	Supervisor of Research 1	
	Research Officer 4	6,960
5,640	Research Assistant 2	
	Research Officer 2	5,070
10,050	Two Principal Clerks	10,470
	Public Information Assistant	5,070
	Two Senior Inspectors, Hospital Insurance Service	11,760
11,280	Six Inspectors, Hospital Insurance Service	30,684
(6) 27,036	Four Senior Clerks	18,468
(5) 20,298	Six Clerks 3	24,348
(4) 13,992	Three Clerks 2	10,176
(14) 39,138	Thirteen Clerks 1	37,920
4,020	Clerk-Stenographer 5	4,152
7,392	Two Clerk-Stenographers 4	7,656
19,638	Six Clerk-Stenographers 3	20,430
(8) 22,974	Nine Clerk-Stenographers 2	26,652
2,328	Clerk-Stenographer 1	2,328
3,240	Office Equipment Operator 3	3,366
13,602	Five Office Equipment Operators 2	13,878
	Supervisor, Medical Coders and Medical Records	4,800
12,614	Six Medical Coders	23,580
2,208	Coder	2,328
(3) 6,552	Four Clerk-Typists 1	9,324
(6) 13,476	Five Junior Clerks	11,538
11,000	Temporary assistance	11,000
(109) \$504,170		(109) \$519,878

**MENTAL HEALTH SERVICES BRANCH ORGANIZATION
AS OF MARCH 31, 1963**



**Report of Mental Health Services Branch
For the Twelve Months Ended March 31, 1963**

PART I.—HEADQUARTERS

REPORT OF DIRECTOR OF MENTAL HEALTH SERVICES

A. E. DAVIDSON, M.D., DEPUTY MINISTER OF MENTAL HEALTH SERVICES
AND DIRECTOR OF MENTAL HEALTH SERVICES

The various units of the *Mental Health Services Branch* have continued to provide an effective service for an increasing number of patients during the fiscal year 1962/63. At the same time there has been an increase in the amount of services provided in these units together with improvement and modification in many of the programmes and treatment procedures. In addition, there have been many increases of service at the community level, some of these within the structure of the branch organization and some at the local or community level.

As indicated in the accompanying chart, there are four main divisions of service within the Mental Health Services Branch. These are the Mental Hospitals Division, the Geriatric Division, the Schools for Mental Defectives Division, and the Community Services Division. The first three of these divisions provide the in-patient or hospital-care programme for the majority of mentally ill and mentally retarded who are hospitalized in this Province. The Community Services Division provides diagnostic, consultative, and therapeutic services to many patients in various parts of the Province who do not require hospital care but who can attend and receive their attention on an out-patient basis.

STATISTICAL COMMENTS

During the fiscal year 1962/63, 4,248 patients were admitted to the units of these three divisions. This is an increase of 54 patients over 1961/62. It is to be noted, however, the yearly admissions to hospitals have been showing a gradual and steady increase over the past 10 years. This has occurred in spite of the increase in services to the mentally ill in the community by the provision of mental health clinics, private psychiatric services, patients admitted to psychiatric wards in general hospitals, etc.

Table 1.—Showing Patients in Residence in the Various Institutions of the Provincial Mental Health Services, April 1, 1962, and March 31, 1963, Together with Increase or Decrease.

Institution	In Residence, Apr. 1, 1962			In Residence, Mar. 31, 1963			Increase (+) or Decrease (-)
	Men	Women	Total	Men	Women	Total	
Crease Clinic	110	145	255	91	127	218	-37
Mental Hospital, Esquimalt	1,464	1,242	2,706	1,484	1,256	2,740	+34
Mental Hospital, Colquitz	283	—	283	149	—	149	-134
The Woodlands School	791	561	1,352	706	582	1,288	-64
The Tranquille School	153	139	292	275	143	418	+126
Valleyview Hospital, Esquimalt	248	472	720	252	477	729	+9
Delview Hospital, Vernon	106	126	232	106	127	233	+1
Skeena View Hospital, Terrace	293	—	293	295	—	295	+2
Totals	3,448	2,685	6,133	3,358	2,712	6,070	-63

Table 2.—Showing in Summary the Admissions and Population Increase of the Mental Health Services Branch for the 10-year Period April 1, 1953, to March 31, 1963.

Year	Total Admissions	Admissions 65 Years and Over	Admissions 15 Years and Under	Voluntary Admissions	Population Increase	Index of Increase
1953/54	2,437	347	169	834	215	8.82
1954/55	2,492	348	71	884	88	3.53
1955/56	2,855	392	58	1,153	26	0.91
1956/57	2,270	385	57	1,083	-78	-2.87
1957/58	2,936	442	106	1,012	38	1.29
1958/59	2,993	425	135	1,118	-90	-3.00
1959/60	3,296	506	182	1,316	20	0.61
1960/61	3,924	580	254	1,695	42	1.07
1961/62	4,193	557	200	2,023	-156	-3.72
1962/63	4,248	554	213	2,086	-63	-1.48
Totals	32,094	4,536	1,445	13,204	42	—

The types of patients admitted to the various units of the Mental Health Services Branch include those who are more seriously ill and require a longer period of care and treatment, and also many for whom active and intensive therapy will enable them to return very quickly to the community. The separation rate from the hospitals is one indication of the very active programme carried out in these institutions. During the year 4,311 patients were separated from our various hospitals. This resulted in a net decrease of 63 patients in the total resident population in all institutions during the year. We are gratified that it is possible to provide the standard of programme and care and still be able to maintain our total accommodation at this level.

The total resident population of the three units of the Mental Hospitals Division—namely, the Crease Clinic, Provincial Mental Hospital at Essondale, and Provincial Mental Home at Colquitz—at the end of the year was 3,107. This is a reduction of 137 patients compared to the figure at the end of the previous fiscal year.

Admissions to the Crease Clinic and Provincial Mental Hospital continued to be very high. A total of 3,717 patients was admitted during the year 1962/63, compared with 3,661 in 1961/62. This is an increase of 56 over the previous year. However, it is to be noted that this figure, compared to the admission rate in the year 1952/53 of 2,512 and to the admission rate in 1957/58 of 2,739, indicates a very rapid increase in the treatment programme in these institutions.

Of the total admissions to the Provincial mental hospitals, 1,953 were first admissions and 1,770 were readmissions. The ratio of patients admitted to hospital on a voluntary basis continues to be very high. Approximately 70 per cent of all admissions to the Crease Clinic during this past year were admitted voluntarily, whereas about 44 per cent of those admitted to the Provincial Mental Hospital do so of their own volition. A considerable increase is noted in the number admitted from penal institutions or from the Court to the Provincial Mental Hospital. One hundred and twenty-one such patients were admitted under these arrangements during 1962/63. These patients require an increased amount of supervision in order to cover the security aspects. The majority of these are treated and returned to the penal institution as soon as possible. When this figure is compared to the figure of 10 patients admitted by Order in Council 10 years ago it gives some indication of the increase in service in this area.

During the year the gradual transfer of patients from the Provincial Mental Home at Colquitz continued. The policy to eventually close out this institution has been pursued. One hundred and thirty-four patients were transferred from Colquitz to the various institutions on the Mainland. This left 149 patients resident at Colquitz at the end of March, 1963.

The two units of the Schools for Mental Defectives Division—namely, The Woodlands School and The Tranquille School—have shown a total increase of 62 in the resident population this year. This has been made possible by the gradual increase in accommodation at The Tranquille School and the transfer of patients there from The Woodlands School. This has enabled an increasing number to be admitted to The Woodlands School from the waiting list. At present all admissions are direct to The Woodlands School. Altogether, 210 patients were admitted during the fiscal year. An increased amount of service is provided in the area of mental retardation through the 30-day admission programme, enabling patients to be admitted for observation, assessment, and consultative purposes.

The Geriatric Division, consisting of Valleyview, Skenaview, and Dellview Hospitals, continues to provide a very active and useful service for psychiatric patients in the aged population. At the end of the year there were 1,257 patients in these three units. This total shows an increase of only 12 more in residence than at the beginning of the year. Altogether, 321 patients were admitted during the past fiscal year. The demand for admission to these units continues to be quite high, but it has been possible to accommodate all those urgently requiring care in these facilities.

The three units of the Community Services Division have provided an increasing amount of service to the areas which they serve. Some of these areas are served by the travelling clinic working out of each of the three stationary mental health clinics. Patients seen by these clinics do not require active hospital care. A total of 1,496 patients was seen in the three clinical areas. Of this total, 930 of the patients seen were adults and 566 were children. Nine hundred and forty-six of these patients were accepted into the treatment programme, this total consisting of 660 adults and 286 children.

MAJOR EVENTS AND TRENDS

Expansion and modification of existing services and development of new services have taken place during the fiscal year 1962/63.

The open-ward policy has continued to develop in all institutions. This programme provides an opportunity for patients to enjoy freedom and privileges comparable to those which they are used to under normal home circumstances. At the Crease Clinic and Provincial Mental Hospital, 34 wards out of a total of 44 wards are now open. Over 2,000 patients of approximately 3,000 patients in residence have this privilege. At The Woodlands School six wards are entirely open. There are a number of locked wards where many of the patients have the privilege of going out on the grounds by themselves. In Valleyview Hospital two wards operate entirely on an open-ward basis, while at Dellview and Skenaview Hospitals one ward each functions in this manner.

The after-care programme at the Provincial Mental Hospital has been operative actively this past year. This programme provides a follow-up service to patients who are discharged from hospital to the Metropolitan Vancouver area. The patients are supported during their period of adjustment from hospital to community life. This enables patients to be discharged from the hospital earlier than they otherwise might. In some instances, patients who could not otherwise

leave hospital have the opportunity of being given a trial. At the end of the year, 863 patients were registered in the after-care programme, compared to the 381 who were registered at the beginning of the fiscal year. There are plans to try to increase and expand this service so that patients discharged to other areas of the Province will receive similar service.

The boarding-home care programme is very closely associated with the after-care programme. Patients who do not require continuation of their hospital care have the opportunity of being placed in the community with some measure of supervision. Many of these patients continue to show improvement following their placement in boarding homes and are eventually able to be discharged from boarding home to resume their life in their own community. At the year's end approximately 180 patients from hospital were living in boarding homes located in various centres in the Lower Mainland.

Further expansion is being undertaken in the development of a more active rehabilitation programme. With a more active-treatment programme, the ordinary hospital chores do not provide adequately for job training in preparation to leave hospital. Many patients require planned programmes while they are in hospital to prepare them for their eventual return to the community. It is necessary to plan the working programme in keeping with the individual patient's personality make-up and background and also in keeping with what is being planned for the patient after he leaves hospital. This programme may include working situations about the hospital or various types of work and training in the hospital industrial therapy department and occupational therapy department. A co-ordinator of rehabilitation was appointed to the staff of the Provincial Mental Hospital, effective February, 1963, to develop and co-ordinate this rehabilitation programme.

The gradual abandonment of the Provincial Mental Home at Colquitz has been proceeding satisfactorily during the past fiscal year. No patients have been transferred to Colquitz for the past 18 months, and patients in this institution have been gradually transferred to other hospital units on the Mainland. Transfers are gradual as it is desired to effect this move without increasing the accommodation problems in these other institutions. The Provincial Mental Home at Colquitz originally accommodated 298 patients. At the end of the fiscal year 149 patients were in residence. This movement will continue, and it is hoped it will be possible to complete the closure of Colquitz within the next fiscal year.

At the same time that this move is taking place, planning is proceeding for the development of improved psychiatric facilities in Victoria for the people of Vancouver Island. These facilities will provide accommodation for modern diagnosis, care, and treatment of patients on an out-patient and in-patient basis.

Expansion of facilities of The Tranquille School has continued with a view to developing a multi-purpose type of hospital-school facility. It will thus be possible to provide care for an increasing variety of patients in this School. At present, patients are not admitted directly to The Tranquille School but are transferred from The Woodlands School. Mentally retarded patients are admitted directly to The Woodlands School, where facilities for diagnosis, assessment, treatment, education, and programming exist. When assessment is completed and the resources at The Tranquille School are considered adequate, then these patients may be transferred to Tranquille. This expansion at The Tranquille School has enabled an increasing number of mentally retarded patients to be accepted from the waiting list.

The new Okanagan Mental Health Centre was opened at Kelowna in August of 1962. This service is located in office space provided in the Health Centre in Kelowna. This space was officially opened in December of 1962. The staff for

this clinic consists of a psychiatrist, psychologist, social worker, mental health nurse, and the necessary clerical staff. Dr. F. E. McNair, formerly Director of the Mental Health Centre in Burnaby, was appointed to be the first Director of this new Okanagan Mental Health Centre. This is the first instance where psychiatric personnel have been located in areas of the Province outside of the Vancouver and Victoria areas.

This clinic presently serves three health units—namely, the North Okanagan Health Unit, the South Okanagan Health Unit, and the South Central Health Unit. It provides a variety of services, mainly consultative and therapeutic services, for those who do not require hospitalization. The clinic visits regularly the cities of Penticton, Kelowna, Kamloops, Vernon, Salmon Arm, and Revelstoke.

Since the clinic has been operative, a psychiatric ward has been developed at the Kelowna General Hospital. This provides a facility for the treatment of many patients requiring a short period of hospitalization. Thus it is possible for patients who would formerly have been treated only at facilities in the Lower Mainland to now enjoy the opportunity of receiving the necessary treatment for their condition in their own community. It is hoped that the developments in the mental health field in the Okanagan area will serve as a model for the development of programmes in other areas of the Province. Plans are presently developed to proceed with similar mental health centres. One is planned for the Kootenay region, to be centered in Trail. This clinic will serve three health units—namely, the East Kootenay, West Kootenay, and Selkirk Health Units. In addition, our planning has been proceeding for the development of the North Island Mental Health Centre, to be located in Nanaimo, and which will serve in a similar way the Upper Island Health Unit and the Central Vancouver Island Health Unit.

The new *Patients' Estates Act* was proclaimed and became effective in July of 1962. While this Act is not administered by the Mental Health Services Branch, nevertheless it does apply to and affect many of the patients who are admitted and resident in the units of this Branch. Formerly all patients admitted to mental institutions were considered mentally incompetent. Under this new Act, persons admitted to mental institutions are only declared incompetent when the Medical Superintendent considers the patient's mental condition to be such as to make it desirable to apply for a certificate declaring him to be mentally incompetent. It is thus possible for a person who is unfortunate enough to develop a mental illness to be admitted to hospital for treatment without losing all of his civil rights. This is certainly in keeping with modern psychiatric thinking and is a definite step forward in mental health legislation.

Some of the major items of renovation and construction carried out by the Public Works Department for our Branch were as follows:—

- (1) The renovation of the Riverside Annex Building at the Provincial Mental Hospital, Essondale. This building was partially destroyed by fire in January, 1962. A complete renovation was carried out in this building. Patients were able to reoccupy this facility in April of 1962.
- (2) The reconversion of the building formerly known as Nurses Home 2 at The Woodlands School. These renovation changes produced a building containing satisfactory office accommodation and was designed to accommodate the administrative and medical staff at The Woodlands School. In addition, the research laboratory and beauty-parlor are located in this building. This building was occupied in October of 1962.
- (3) Construction of a new building at the Provincial Mental Hospital, Essondale, to accommodate the telephone exchange and the employees'

COMPARATIVE SUMMARY OF TOTAL PATIENTS UNDER CARE FOR MAJOR DIVISIONS OF MENTAL HEALTH SERVICES BRANCH BY FISCAL YEARS, 1953/54 TO 1962/63.

Fiscal Year	Provincial Mental Hospitals	Schools for Mental Defectives	Geriatric Division	Crease Clinic	Total
1953/54	5,040	1,278	1,255	1,499	9,072
1954/55	5,051	1,263	1,292	1,606	9,212
1955/56	5,247	1,278	1,330	1,894	9,749
1956/57	5,335	1,275	1,287	1,721	9,618
1957/58	5,408	1,373	1,349	1,714	9,844
1958/59	5,377	1,481	1,373	1,744	9,975
1959/60	5,458	1,740	1,459	1,705	10,362
1960/61	5,530	1,868	1,587	1,846	10,831
1961/62	5,803	1,960	1,642	1,876	11,281
1962/63	5,853	2,023	1,677	1,912	11,465

MOVEMENT OF POPULATION OF MENTAL HEALTH SERVICES, APRIL 1, 1962, TO MARCH 31, 1963

	Psychiatric Division			Schools for Mental Defectives			Geriatric Division			Total		
	M.	F.	T.	M.	F.	T.	M.	F.	T.	M.	F.	T.
In residence, April 1, 1962	1,857	1,387	3,244	944	700	1,644	647	598	1,245	3,448	2,685	6,133
On probation, carried forward from 1961/62	213	407	620	12	10	22	9	16	25	234	433	667
On escape, carried forward from 1961/62	7	1	8	—	—	—	—	—	—	7	1	8
Total as at April 1, 1962	2,077	1,795	3,872	956	710	1,666	656	614	1,270	3,689	3,119	6,808
Admissions—												
First admissions to Mental Health Services	1,043	910	1,953	64	66	130	159	150	309	1,266	1,126	2,392
Readmissions to different institutions	128	204	332	3	1	4	5	5	10	136	210	346
Readmissions to same institution	699	733	1,432	45	31	76	1	1	2	745	765	1,510
Total admissions	1,870	1,847	3,717	112	98	210	165	156	321	2,147	2,101	4,248
Transfers in	124	52	176	133	14	147	66	20	86	323	86	409
Total admissions to individual institution	1,994	1,899	3,893	245	112	357	231	176	407	2,470	2,187	4,657
Total under care	4,071	3,694	7,765	1,201	822	2,023	887	790	1,677	5,840	5,216	11,056
Separations—												
Discharged in full	1,848	1,741	3,589	82	64	146	15	15	30	1,945	1,820	3,765
Died	108	66	174	9	4	13	190	133	323	307	203	510
On probation but not discharged	189	448	637	15	10	25	22	22	44	226	480	706
Escaped but not discharged	4	1	5	—	—	—	—	—	—	4	1	5
Total separations	2,149	2,256	4,405	106	78	184	227	170	397	2,482	2,504	4,986
Transfers out	198	55	253	116	17	133	7	16	23	321	88	409
Total separations from individual institution	2,347	3,311	4,658	222	95	317	234	186	420	2,803	2,592	5,395
Net increase or decrease	-133	—	-137	+37	+25	+62	+6	+6	+12	-90	+27	-63
In residence, March 31, 1963	1,724	1,383	3,107	981	725	1,706	653	604	1,257	3,358	2,712	6,070

† Total under care for all Mental Health Services includes total as at April 1, 1962, plus the total admissions to individual institutions minus transfers out.

MOVEMENT OF POPULATION IN INDIVIDUAL INSTITUTIONS, APRIL 1, 1962, TO MARCH 31, 1963

PSYCHIATRIC DIVISION

	Crease Clinic			Provincial Mental Hospitals				Total			
	M.	F.	T.	Bmondale			Col-quitz	M.	M.	F.	T.
				M.	F.	T.					
In residence, April 1, 1962	110	145	255	1,464	1,242	2,706	283	1,857	1,387	3,244	
On probation, carried forward from 1961/62	—	—	—	212	407	619	1	213	407	620	
On escape, carried forward from 1961/62	—	—	—	6	1	7	1	7	1	8	
Total as at April 1, 1962	110	145	255	1,682	1,650	3,332	285	2,077	1,795	3,872	
Admissions—											
First admissions to Mental Health Services	518	575	1,093	525	335	860	—	1,043	910	1,953	
Readmissions to different institutions	31	45	76	97	159	256	—	128	204	332	
Readmissions to same institution	212	270	482	487	463	950	—	699	733	1,432	
Total admissions	761	890	1,651	1,109	957	2,066	—	1,870	1,847	3,717	
Transfers in	4	2	6	120	50	170	—	124	52	176	
Total admissions to individual institution	765	892	1,657	1,229	1,007	2,236	—	1,994	1,899	3,893	
Total under care	875	1,037	1,912	2,911	2,657	5,568	285	4,071	3,694	7,765	
Separations—											
Discharged in full	765	877	1,642	1,082	864	1,946	1	1,848	1,741	3,589	
Died	3	1	4	99	65	164	6	108	66	174	
On probation but not discharged	—	—	—	189	448	637	—	189	448	637	
Escaped but not discharged	—	—	—	3	1	4	1	4	1	5	
Total separations	768	878	1,646	1,373	1,378	2,751	8	2,149	2,256	4,405	
Transfers out	16	32	48	54	23	77	128	198	55	253	
Total separations from individual institution	784	910	1,694	1,427	1,401	2,828	136	2,347	2,311	4,658	
Net increase or decrease	-19	-18	-37	+20	+14	+34	-134	-133	—	-137	
In residence, March 31, 1963	91	127	218	1,484	1,256	2,740	149	1,724	1,383	3,107	

TABLE A.—SHOWING THE AVERAGE NUMBER OF PATIENTS IN RESIDENCE EACH YEAR, THE TOTAL AMOUNTS SPENT FOR MAINTENANCE, AND THE GROSS YEARLY AND DAILY PER CAPITA COST, 1953/54 TO 1962/63—Continued.

Institution	Average Number in Residence	Maintenance Expenditure	Yearly per Capita Cost	Daily per Capita Cost
1957/58				
The Woodlands School	1,266.21	\$2,484,024.86	\$1,961.78	\$5.37
Provincial Mental Hospital, Essondale	3,410.79	5,716,745.90	1,676.08	4.59
Provincial Mental Home, Colquitz	285.36	460,863.85	1,615.03	4.42
Home for the Aged, Port Coquitlam	538.56	898,225.93	1,667.83	4.57
Home for the Aged, Vernon	231.34	395,584.86	1,709.97	4.68
Home for the Aged, Terrace	288.63	379,826.63	1,315.96	3.61
Crease Clinic	235.31	1,077,897.96	4,580.76	12.55
Totals for the year	6,256.20	\$11,413,169.99	\$1,824.30	\$5.00
1958/59				
The Woodlands School	1,377.31	\$2,968,725.50	\$2,155.45	\$5.91
Provincial Mental Hospital, Essondale	3,301.84	6,088,091.20	1,843.84	5.05
Provincial Mental Home, Colquitz	282.99	488,028.69	1,724.55	4.72
Home for the Aged, Port Coquitlam	539.13	961,921.63	1,784.22	4.89
Home for the Aged, Vernon	228.33	410,529.00	1,813.86	4.97
Home for the Aged, Terrace	282.92	386,804.84	1,367.19	3.75
Crease Clinic	236.88	1,149,344.46	4,852.01	13.29
Totals for the year	6,247.40	\$12,453,445.32	\$1,993.38	\$5.46
1959/60				
Crease Clinic	226.80	\$1,233,254.59	\$5,437.63	\$14.86
Provincial Mental Hospital, Essondale	3,135.48	6,672,849.09	2,128.17	5.81
The Woodlands School	1,395.44	3,443,231.64	2,467.49	6.74
The Tranquille School, Tranquille	53.74	400,957.24	7,461.06	20.39
Provincial Mental Home, Colquitz	283.50	523,480.74	1,846.49	5.05
Valleyview Hospital, Port Coquitlam	560.16	1,400,239.30	2,499.71	6.83
Dellview Hospital, Vernon	230.92	444,975.54	1,926.97	5.26
Skeenaview Hospital, Terrace	285.18	412,230.25	1,445.51	3.95
Totals for the year	6,171.22	\$14,531,218.39	\$2,354.68	\$6.43
1960/61				
Crease Clinic	237.72	\$1,313,678.32	\$5,526.16	\$15.14
Provincial Mental Hospital, Essondale	3,008.02	6,775,567.11	2,252.50	6.17
The Woodlands School	1,415.30	3,637,555.12	2,570.17	7.04
The Tranquille School, Tranquille	126.01	400,957.24	4,305.66	11.80
Provincial Mental Home, Colquitz	287.16	518,591.72	1,805.93	4.95
Valleyview Hospital, Port Coquitlam	695.41	1,754,500.08	2,522.97	6.91
Dellview Hospital, Vernon	232.03	448,792.02	1,934.03	5.30
Skeenaview Hospital, Terrace	290.70	417,856.53	1,437.41	3.94
Totals for the year	6,292.37	\$15,409,097.08	\$2,448.85	\$6.71
1961/62				
Crease Clinic	241.92	\$1,344,906.48	\$5,559.30	\$15.23
Provincial Mental Hospital, Essondale	2,824.58	6,927,591.07	2,432.61	6.72
The Woodlands School	1,351.62	3,639,782.25	2,692.90	7.38
The Tranquille School, Tranquille	250.33	657,736.27	2,627.47	7.20
Provincial Mental Home, Colquitz	284.90	507,315.85	1,780.68	4.88
Valleyview Hospital, Port Coquitlam	736.29	1,848,097.68	2,510.01	6.88
Dellview Hospital, Vernon	230.38	464,314.47	2,015.43	5.52
Skeenaview Hospital, Terrace	287.28	443,255.07	1,542.94	4.23
Totals for the year	6,207.30	\$15,832,999.14	\$2,550.71	\$6.99
1962/63				
Crease Clinic	236.68	\$1,371,120.17	\$5,793.14	\$15.87
Provincial Mental Hospital, Essondale	2,719.32	7,058,027.01	2,595.51	7.11
The Woodlands School	1,365.03	3,817,685.18	2,796.78	7.66
The Tranquille School, Tranquille	307.13	779,642.07	2,538.48	6.95
Provincial Mental Home, Colquitz	214.18	478,229.75	2,232.84	6.12
Valleyview Hospital, Port Coquitlam	724.07	1,939,191.04	2,678.18	7.34
Dellview Hospital, Vernon	232.55	469,458.08	2,018.74	5.53
Skeenaview Hospital, Terrace	296.21	441,445.13	1,490.31	4.08
Totals for the year	6,095.15	\$16,354,798.43	\$2,683.25	\$7.33

TABLE B.—SUMMARY STATEMENT SHOWING THE GROSS AND NET PER CAPITA COST OF PATIENTS IN ALL MENTAL HEALTH SERVICES INSTITUTIONS FOR THE YEAR ENDED MARCH 31, 1963.

Gross operating costs—	
Crease Clinic	\$1,371,120.17
Provincial Mental Hospital, Essondale	7,058,027.01
The Woodlands School, New Westminster	3,817,685.18
The Tranquille School, Tranquille	779,642.07
Provincial Mental Home, Colquitz	478,229.75
Valleyview Hospital, Port Coquitlam	1,939,191.04
Dellview Hospital, Vernon	469,458.08
Skeenaview Hospital, Terrace	441,445.13

Gross costs of all institutions	\$16,354,798.43
Less collections remitted to Treasury	2,025,854.46

\$14,328,943.97

Daily average population	6,095.15
Gross per capita cost, one year	\$2,683.25
Gross per capita cost, one day	7.35
Net per capita cost, one year	2,350.88
Net per capita cost, one day	6.44

Revenue (Patients' Maintenance Collections) of the Mental Health Services for the Past 10 Years

1953/54	\$1,300,056.89	1958/59	\$1,838,158.33
1954/55	1,343,848.02	1959/60	1,821,810.53
1955/56	1,358,708.26	1960/61	1,906,847.71
1956/57	1,546,266.32	1961/62	2,150,802.56
1957/58	1,724,046.70	1962/63	2,025,854.46

TABLE C.—EXPENSE STATEMENT OF THE CREASE CLINIC OF PSYCHOLOGICAL MEDICINE, ESSONDALE, FOR 12 MONTHS ENDED MARCH 31, 1963

Salaries, Supplies, and Operating Expense	Net Vouchered Expenditure as per Public Accounts	Services and Supplies from Public Works Department	Actual Cost of Operation	Yearly per Capita Cost
Salaries	\$1,025,248.22		\$1,025,248.22	\$4,331.79
Office expense	4,211.17		4,211.17	17.79
Travelling expense	3,636.95		3,636.95	15.37
Office furniture and equipment	2,299.00		2,299.00	9.71
Heat, light, power, and water	24,000.00		24,000.00	101.40
Medical care	82,713.25		82,713.25	349.47
Dietary	117,629.75		117,629.75	497.00
Laundry	9,600.00		9,600.00	40.56
Gratuities	2,637.50		2,637.50	11.15
Patients' library	640.81		640.81	2.71
Transportation	4,051.05		4,051.05	17.12
General supplies	26,383.71		26,383.71	111.48
Occupational and recreational therapy	18,176.94		18,176.94	76.80
Burials	60.00		60.00	.25
General expense	497.66		497.66	2.10
Buildings, grounds, etc.		\$52,926.34	\$52,926.34	223.62
Less rent deductions	3,592.18		3,592.18	15.18
Totals	\$1,318,193.83	\$52,926.34	\$1,371,120.17	\$5,793.14

1 Formerly applied to general expense section.

TABLE F.—EXPENSE STATEMENT OF THE TRANQUILLE SCHOOL, TRANQUILLE, FOR 12 MONTHS ENDED MARCH 31, 1963

Salaries, Supplies, and Operating Expense	Net Vouchered Expenditure as per Public Accounts	Services and Supplies from Public Works Department	Inventory Adjustment		Actual Cost of Operation	Yearly Per Capita Cost
			Plus on Hand, Mar. 31, 1962	Less on Hand Mar. 31, 1963		
Salaries	\$313,644.31				\$313,644.31	\$1,021.21
Office expense	3,519.94				3,519.94	11.46
Traveling expense	830.88				830.88	2.71
Heat, light, power, and water	37.66				37.66	1.12
Medical care	57,588.88				60,723.39	197.71
Laundry	20,638.98		\$14,738.01	\$11,623.50	20,638.98	67.20
Food	119,701.61		2,984.20	4,300.12	118,385.69	385.46
Telephone	1,678.82				1,678.82	5.46
Gas	1,585.04				1,585.04	5.16
Transportation	1,046.65				1,046.65	3.41
Maintenance and operation of equipment	107.83		12.65	95.18		.31
General supplies	54,263.92		21,859.10	18,484.52	57,638.50	187.67
Occupational and recreational therapy	4,393.85		152.90	139.63	4,407.12	14.35
Books and accessories	2,435.42				2,435.42	7.93
Medical supplies	3,143.11				3,143.11	10.23
Traveling expenses		\$204,899.80			204,899.80	667.14
Totals	71,540.42		\$19,766.86	\$34,547.71	71,540.42	37.57
	\$569,523.18	\$204,899.80			\$719,642.07	\$2,538.48

Formerly applied to general expense section.

TABLE G.—EXPENSE STATEMENT OF THE PROVINCIAL MENTAL HOME, COLQUITZ, FOR 12 MONTHS ENDED MARCH 31, 1963

Salaries, Supplies, and Operating Expense	Net Vouchered Expenditure as per Public Accounts	Services and Supplies from Public Works Department	Inventory Adjustment		Actual Cost of Operation	Yearly Per Capita Cost
			Plus on Hand, Mar. 31, 1962	Less on Hand Mar. 31, 1963		
Salaries	\$307,361.01				\$307,361.01	\$1,435.06
Office expense	1,295.92				1,295.92	6.04
Traveling expense	222.58				222.58	1.04
Heat, light, power, and water	33,446.48		\$719.04	\$364.40	33,401.12	157.82
Medical care	4,407.61				4,407.61	20.58
Laundry	80,017.19		5,096.02	5,480.11	79,633.10	371.80
Food	467.82				467.82	2.18
Telephone	749.69				749.69	3.50
Maintenance and operation of equipment	13,596.04		6,332.87	5,264.36	14,664.55	68.47
General supplies	978.12				978.12	4.57
Occupational and recreational therapy	1,202.70				1,202.70	5.62
Books and accessories	2,826.17				2,826.17	13.19
Medical supplies		\$32,971.36			32,971.36	153.94
Traveling expenses	2,352.00				2,352.00	10.98
Buildings, grounds, etc.	\$444,219.33		\$12,147.93	\$11,108.87	\$475,259.75	\$2,332.84
Less rent deductions						
Totals						

Formerly applied to general expense section.

THE TRANQUILLE SCHOOL

TABLE 1.—MOVEMENT OF POPULATION, THE TRANQUILLE SCHOOL, APRIL 1, 1962, TO MARCH 31, 1963

	Male	Female	Total
In residence, April 1, 1962	153	139	292
Admissions—			
Admissions direct from Provincial Mental Hospital, Essondale	17	—	17
Transfers from The Woodlands School	111	7	118
Total admissions	128	7	135
Total under care	281	146	427
Separations—			
Discharged in full	1	—	1
Transferred to The Woodlands School	4	3	7
On probation and still out	1	—	1
Total separations	6	3	9
Net increase or decrease	+122	+4	+126
In residence, March 31, 1963	275	143	418

TABLE 2.—TRANSFERS TO THE TRANQUILLE SCHOOL BY MENTAL DIAGNOSIS, AGE-GROUP, AND SEX, APRIL 1, 1962, TO MARCH 31, 1963

Mental Diagnosis	Age-group (Years)								Total		Grand Total
	15-19		20-29		30-39		40 and Over		M.	F.	
	M.	F.	M.	F.	M.	F.	M.	F.			
Mental deficiency—											
Idiocy and imbecility	8	1	23	—	12	—	9	2	52	3	55
Moron	8	—	10	1	16	1	8	1	42	3	45
Border-line intelligence	—	—	2	—	—	—	1	—	3	—	3
Mongolism	10	1	14	—	5	—	2	—	31	1	32
Totals	26	2	49	1	33	1	20	3	128	7	135

NOTE.—Of the above cases, 5 had epilepsy: 1 imbecile, 3 morons, and 1 border-line intelligence.

TABLE 3.—RESIDENT POPULATION OF THE TRANQUILLE SCHOOL BY MENTAL DIAGNOSIS, AGE-GROUP, AND SEX, DECEMBER 31, 1962

Mental Diagnosis	Age-group (Years)										Total		Grand Total
	10-14		15-19		20-29		30-39		40 and Over		M.	F.	
	M.	F.	M.	F.	M.	F.	M.	F.	M.	F.			
Mental deficiency—													
Idiocy and imbecility	—	—	1	4	25	9	27	12	16	19	69	44	113
Moron	—	—	4	1	25	23	8	15	15	17	52	56	108
Border-line intelligence	—	—	—	—	3	—	4	5	1	—	8	6	14
Mongolism	1	—	3	6	15	18	4	7	2	5	25	36	61
Other and unspecified types	—	—	—	—	—	—	—	—	—	1	—	1	1
Totals	1	—	8	11	68	50	43	39	34	43	154	143	297

¹ Includes 11 males and 19 females with epilepsy.

TABLE 4.—RESIDENT POPULATION OF THE TRANQUILLE SCHOOL BY MENTAL DIAGNOSIS, LENGTH OF STAY, AND SEX, DECEMBER 31, 1962

Detailed information for the above table may be obtained on request.

PART IV.—PROVINCIAL MENTAL HOME, COLQUITZ

REPORT OF THE MEDICAL SUPERINTENDENT

L. G. C. D'EASUM, MEDICAL SUPERINTENDENT

With the impending closure of this institution, several staff changes occurred. As of April 1, 1962, there were 65 nursing staff, and on March 31, 1963, the nursing staff numbered 48, a reduction of 17. Of these, 29 are psychiatric nurses and 19 psychiatric aides. Three psychiatric nurses left the institution during the year, having reached the age of retirement. Of the nurses leaving the institution, only 2 at the end of the year had been placed in other mental health units. The percentage of psychiatric aides to the total nursing staff is approximately 40 per cent.

The patient population on April 1, 1962, was 283, and on March 31, 1963, had been reduced to 149, a reduction of 134 patients. Ninety-seven patients were transferred to the Provincial Mental Hospital, Essondale; 23 to Skeenaview Hospital, Terrace; 8 to Dellview Hospital, Vernon; and there were 6 deaths during the year.

The use of the centre dormitories was discontinued on February 7, 1963, and at the end of February the West Ward was closed completely for daytime use. A few patients from the Lower East Ward sleep on the West Ward at night.

The general health of the patients throughout the year was satisfactory.

Dr. S. S. Avren and Dr. W. Dempsey continued to care for the medical and dental needs of the patients respectively.

The Vancouver Island Chest Clinic made regular visits to the hospital with a portable X-ray unit, and X-rayed both patients and staff. For the past several years they have been most co-operative, and this co-operation has been greatly appreciated.

INDUSTRIAL AND OCCUPATIONAL THERAPY

These two departments remained under the capable supervision of Mr. H. Helander, and both the indoor and outdoor Occupational Therapy Departments were utilized to the fullest. Various handicrafts were taught—woodwork, ceramics, leatherwork, art metalwork, wirework, and rug-hooking. With patient help, considerable maintenance work was done. One hundred and sixty-five feet of buried steam-line ducts had to be dug up for replacement of steam-pipes. A considerable amount of surface drain tile had collapsed at the back of the main building and was replaced with new tile. Due to clogging by tree roots, a portion of the sewer drain from the staff house had to be replaced and cemented over. A grease trap and rock pit plus new drain tile was installed at the Chief Nurse's residence. A large number of chairs were upholstered and repaired, and the new cloth was installed on the billiard table. The disposal plant was checked and cleaned daily, and the sump pump overhauled and other improvements made.

The paint gang, which consists of one staff member and three patients, was kept busy redecorating practically the whole year.

The fire-fighting equipment was checked regularly and hazards removed. The Saanich Fire Department, on its annual inspection, was well satisfied.

TAILOR AND SHOE SHOP

During the year five patients were kept occupied in the tailor and shoe shop, and many articles were made and supplied to the stores. The patient who worked

in the shoe-repairing shop the previous year died, but we were fortunate in finding another patient who does excellent repair work.

LAUNDRY

The laundry has continued to work to capacity and satisfactorily. The amount of work has decreased slowly during the year due to the transfer of patients from this institution to Mainland units, from 3,500 pounds each week to approximately half that amount.

RECREATION

During the year three sightseeing bus trips were arranged for the patients, and as usual proved very enjoyable and much appreciated by the patients.

As in the past several years, various organized groups from the City of Victoria presented band and variety concerts for the enjoyment of the patients. In addition to the concerts, television, radio, and picture shows were continued.

Weather permitting, the recreation court was in daily use during the summer months, and in the winter months the more active patients were allowed outside to exercise on the sidewalk. The Public Library Commission continued to supply books for the patients, the books being changed every four months.

The Canadian Legion continued to supply comforts for the ex-servicemen monthly. Christmas gifts for the patients were contributed by the Canadian Mental Health Association, Salvation Army, Colwood Women's Institute, Vic-Van Isle Kinettes, Zone Council of the Canadian Legion, Sons of Norway, Lake Cowichan Legion Ladies' Auxiliary, and Strawberry Vale Women's Institute.

Except during midsummer months, the spiritual needs of the patients were cared for by the Salvation Army and the Protestant churches on alternate Sundays.

STATISTICAL TABLES

TABLE 1.—MOVEMENT OF POPULATION, PROVINCIAL MENTAL HOME, COLQUITZ,¹ APRIL 1, 1962, TO MARCH 31, 1963

In residence, April 1, 1962.....	283
On probation, carried forward from 1961/62.....	1
On escape, carried forward from 1961/62.....	1
Total as at April 1, 1962.....	285
Separations—	
Discharged in full.....	1
Died.....	6
Transferred to Provincial Mental Hospital, Essondale.....	97
Transferred to Dellview Hospital, Vernon.....	8
Transferred to Skeenaview Hospital, Terrace.....	23
On escape but not discharged.....	1
Total separations.....	136
Net decrease.....	—134
In residence, March 31, 1963.....	149

¹ This institution cares for male patients only.

TABLE 2.—RESIDENT POPULATION OF PROVINCIAL MENTAL HOME, COLQUITZ, BY MENTAL DIAGNOSIS AND AGE-GROUP, DECEMBER 31, 1962

Mental Diagnosis	Age-group (Years)											Total
	20-24	25-29	30-34	35-39	40-44	45-49	50-54	55-59	60-64	65-69	70 and Over	
Schizophrenic disorders.....	1	3	5	9	13	14	18	27	18	16	23	147
Manic-depressive reaction.....	—	—	—	—	—	—	—	1	—	—	3	4
Paranoia and paranoid states.....	—	—	—	—	—	—	—	—	—	1	1	2
Alcoholic psychosis.....	—	—	—	—	—	—	—	—	—	—	1	1
Other and unspecified psychoses.....	—	—	—	—	—	—	1	—	—	—	—	1
Syphilis and its sequelae.....	—	—	—	—	—	—	—	—	3	—	—	3
Alcoholism.....	—	—	—	—	—	—	1	1	—	—	—	2
Mental deficiency.....	1	2	—	—	4	1	2	1	2	1	—	14
Chronic brain syndrome, N.O.S.....	—	—	1	—	—	—	—	—	—	—	1	1
Epilepsy.....	—	—	—	—	1	—	—	—	—	—	1	2
Totals.....	2	5	6	9	18	15	22	31	23	19	30	180

TABLE 3.—RESIDENT POPULATION OF PROVINCIAL MENTAL HOME, COLQUITZ, BY MENTAL DIAGNOSIS AND NUMBER OF PREVIOUS ADMISSIONS, DECEMBER 31, 1962.

TABLE 4.—RESIDENT POPULATION OF PROVINCIAL MENTAL HOME, COLQUITZ, BY MENTAL DIAGNOSIS AND LENGTH OF STAY, DECEMBER 31, 1962

Detailed information for the above tables may be obtained on request.

TABLE 5.—LIVE DISCHARGES AND DEATHS FROM PROVINCIAL MENTAL HOME, COLQUITZ, BY MENTAL DIAGNOSIS AND AGE-GROUP, APRIL 1, 1962, TO MARCH 31, 1963

Mental Diagnosis	Age-group (Years)										Total
	25-29	30-34	35-39	40-44	45-49	50-54	55-59	60-64	65-69	70 and Over	
Live Discharges											
Schizophrenic disorders	6	8	7	9	9	8	11	12	7	25	102
Manic-depressive reactions	—	—	—	—	—	—	—	—	—	1	1
Psychosis with cerebral arteriosclerosis	—	—	—	—	—	—	—	—	—	1	1
Alcoholic psychosis	—	—	—	—	—	—	—	1	—	1	2
Psychosis of other demonstrable etiology	—	—	—	—	—	1	—	—	—	—	1
Psychosis with mental deficiency	—	—	—	1	1	1	1	—	—	—	3
Syphilis and its sequelae	—	—	—	—	—	1	—	1	—	—	2
Pathological personality	1	—	—	—	1	—	—	—	—	—	2
Immature personality	—	1	1	—	—	—	—	—	—	—	2
Alcoholism	—	—	—	—	—	—	—	—	—	1	1
Drug addiction	1	—	—	—	—	—	1	—	—	—	2
Mental deficiency	1	—	1	—	1	2	—	—	—	—	6
Chronic brain syndrome with behavioural reaction	—	—	1	—	—	—	—	—	—	—	1
Chronic brain syndrome, N.O.S.	—	—	—	—	1	—	—	1	—	—	2
Epilepsy	—	—	—	—	—	—	—	—	—	—	1
Totals	9	9	10	10	13	12	13	16	7	30	129
Deaths											
Schizophrenic disorders	—	—	1	—	—	1	—	—	1	3	6

TABLE 6.—LIVE DISCHARGES FROM AND DEATHS OCCURRING IN PROVINCIAL MENTAL HOME, COLQUITZ, BY MENTAL DIAGNOSIS AND LENGTH OF STAY, APRIL 1, 1962, TO MARCH 31, 1963.

Detailed information for the above table may be obtained on request.

TABLE 7.—DEATHS OCCURRING IN PROVINCIAL MENTAL HOME, COLQUITZ, BY CAUSE OF DEATH AND AGE-GROUP, APRIL 1, 1962, TO MARCH 31, 1963

Cause of Death	Age-group (Years)								Total
	35-39	40-44	45-49	50-54	55-59	60-64	65-69	70 and Over	
Vascular lesion of the central nervous system	—	—	—	—	—	—	—	—	2
Arteriosclerotic heart disease	—	—	—	—	—	—	1	—	1
Pneumonia	—	—	—	—	—	—	—	1	1
Accidental death	—	—	—	—	—	—	—	1	1
Suicide	—	—	—	—	—	—	—	1	1
Totals	—	—	—	—	—	—	1	3	6

TABLE 8.—DEATHS OCCURRING IN PROVINCIAL MENTAL HOME, COLQUITZ, BY CAUSE OF DEATH AND LENGTH OF STAY, APRIL 1, 1962, TO MARCH 31, 1963

Detailed information for the above table may be obtained on request.

PART V.—GERIATRIC DIVISION

REPORT OF THE MEDICAL SUPERINTENDENT

B. F. BRYSON, MEDICAL SUPERINTENDENT

During the fiscal year 1962/63 a total of 1,652 elderly citizens of the Province received specialized medical and psychiatric care in the three units of the Geriatric Division of the Mental Health Services, which have operated to capacity throughout this period.

Requests for the admission of patients 70 years of age or over have been regularly received, but for the first time in several years there has been a slight decrease in the yearly total. During the past year 433 new applications were received, including 201 for men and 232 for women, representing a decrease of 43 compared to the previous 12 months. As in past years, the greatest number, totalling 342, was received from the Lower Mainland and Vancouver Island for admission to the Valleyview Hospital, while 76 requests emanated from the Okanagan and Kootenay areas for the Dellview Hospital and 15 from the northern portion of the Province for admission to Skeenaview Hospital. The reduction in the number of applications has been general throughout the Province and is encouraging as it is felt that it reflects the greater interest of community agencies in attempting to find alternate forms of care for the aged and perhaps an increase in preventive measures by physicians, social workers, and others dealing with our elderly citizens.

The Medical Superintendent has continued to follow the policy of accepting for admission first those applicants who are in the greatest need of the treatment and special facilities available in the three units or where alternate care in the community is unavailable or has proven inadequate. In addition, every attempt is made to accept patients into the unit which is closest to the family and friends of each patient. The assessment of need and urgency for admission is difficult and time-consuming, and many hours are spent in attempting to gather full information regarding the total problem of each application so that the most urgent cases are accommodated with the least delay. In this area of responsibility the Medical Superintendent has been greatly assisted through the preadmission services of the Valleyview Social Service Department. In many instances the social workers have been able to assist families and community agencies in locating alternate forms of care which solved the immediate problem and temporarily or permanently removed the need for admission to the Geriatric Division.

In the Lower Mainland and Vancouver Island area, the number of new applications received totalled 342, and it was possible to accept from the community 256, of which 133 were admitted the same month the application was received. In addition, all acutely psychotic or otherwise severely disturbed patients were accommodated immediately. In the areas served by the Dellview and Skeenaview Hospitals there have been very few delays, and at the end of the year there were no patients awaiting admission.

Actual admissions to the three units of the Geriatric Division totalled 407, including 231 men and 176 women. Of these, 321 were direct admissions from the community, the remaining 86 being transfers from other institutions of the Mental Health Services. During the year, patients in Valleyview Hospital and Crease Clinic who required special geriatric care included 30 men and 18 women. The Dellview unit received 2 men and 1 woman on transfer from the Provincial Mental Hospital and 8 men from the Colquitz Mental Home, while the Skeenaview unit was able to accept 23 male transfers from Colquitz.

VOTE 23.		OKANAGAN FLOOD-CONTROL		
Salaries and wages	1,635.25	\$16,510.60		
Travelling expense	51,250.85			
Maintenance				
Capital construction				
		\$69,396.70		
Less chargeable to Government of Canada		42,056.27		\$27,340.43
VOTE 24.		MILK BOARD		
Salaries	5,500.08	\$51,907.16		
Temporary assistance				
		\$57,407.24		
Office expense	1,819.23			
Travelling expense	7,341.34			
Incidentals and contingencies	1,194.96			
		\$67,762.77		
Less sundry receipts	\$2,732.00			
Less transfer, Vote 132 (b)—Salary Adjustments	1,104.00			
		3,836.00		63,926.77
VOTE 25.		TEMPORARY ASSISTANCE		
Temporary assistance				86,572.10
VOTE 26.		MOTOR-VEHICLES AND ACCESSORIES		
Motor-vehicles and accessories				15,373.25
VOTE 27.		GRANTS AND SUBSIDIES		
Grants and subsidies				69,495.00
VOTE 28.		REBATES ON STUMPING-POWDER		
Rebates on stumping-powder				8,188.14
VOTE 29.		SUBSIDIES ON AGRICULTURAL LIME		
Subsidies		\$124,562.00		
Less chargeable to Government of Canada		74,410.47		
				50,151.53
VOTE 30.		FEDERAL-PROVINCIAL FARM LABOUR SERVICE		
Temporary assistance		\$11,267.70		
Office expense		1,887.75		
Travelling expense		4,036.41		
Incidentals and contingencies		753.75		
		\$17,945.61		
Less chargeable to Government of Canada		8,965.13		
				8,980.48
VOTE 31.		FARMS		
		(a) Colony Farm		
Salaries		\$152,373.78		
Temporary assistance		32,690.00		
		\$185,063.78		
Office expense		319.82		
Travelling expense		613.90		

AGRICULTURE

VOTE 31.

FARMS—Continued

(a) Colony Farm—Continued		
Office furniture and equipment		\$18.93
Heat, light, power, and water		6,984.33
Equipment and machinery		10,046.34
Maintenance of buildings and grounds		1,520.43
Maintenance and operation of equipment		6,314.85
Feed for stock		123,253.85
Fertilizer and seed		7,532.88
Cannery supplies		41,592.98
Farm drainage		3,440.22
General farm expense		28,934.20
		\$415,638.51
Less rentals	\$2,407.00	
Less sundry sales	34,159.58	
Less sundry transfers	410,207.02	
Less transfers, Vote 132 (b)—Salary Adjustments	5,214.00	
		451,987.60
	(Credit)	\$36,349.09
Excess of receipts over disbursements applied to various votes		36,349.09
(b) Colquitz Farm		
Salaries		\$26,356.57
Temporary assistance		2,980.00
		\$29,336.57
Office expense		112.20
Travelling expense		534.59
Heat, light, power, and water		2,018.95
Equipment and machinery		2.50
Maintenance of buildings and grounds		144.95
Maintenance and operation of equipment		2,660.59
Feed for stock		14,422.61
Fertilizer and seed		158.80
General farm expense		1,842.04
		\$51,233.80
Less rentals	\$408.00	
Less sundry sales	7,333.28	
Less sundry transfers	34,311.00	
Less transfers, Vote 132 (b)—Salary Adjustments	720.00	
		42,772.28
		\$8,461.52
Excess of disbursements over receipts applied to various votes		8,461.52
(c) Tranquille Farm		
Salaries		\$59,646.08
Temporary assistance		26,498.05
		\$86,144.13
Office expense		214.09
Travelling expense		433.65
Office furniture and equipment		
Heat, light, power and water		
Equipment and machinery		5,253.88
Maintenance of buildings and grounds		430.16
Maintenance and operation of equipment		5,095.35
Food for stock		45,632.39
Fertilizer and seed		2,274.54

MENTAL HEALTH SERVICES—Continued

NOTE 163.

IN-PATIENT CARE—Continued

(b) Provincial Mental Hospital—Continued

General supplies	\$333,202.92	
Occupational and recreational therapy	2,383.26	
Audio-visual department	11,616.40	
Patient education	97.12	
Motor-vehicles and accessories	23,855.64	
Incidentals and contingencies	37,365.06	
Administration of Psychiatric Nurses Act	1,679.58	
Council of Psychiatric Nurses for Bursary Trust Fund	1,200.00	
Patients' library	1,581.40	
	\$6,400,202.00	
Less board	\$13,143.00	
Less rentals	24,029.39	
Less drawback on alcohol	1,300.36	
Less sundry receipts	8,495.01	
Less maintenance receipts	940,975.46	
Less chargeable to Government of Canada	1,750.00	
	989,693.22	\$5,410,508.78

(c) Vista Rehabilitation Centre

Salaries	\$6,127.00	
Temporary assistance	3,932.25	
	\$10,059.25	
Office expense (Credit)	52.91	
Heat, light, power, and water	885.56	
Dietary	3,951.49	
General supplies	263.12	
Incidentals and contingencies	310.43	
Medical care	15.00	
Transportation	5.50	
	15,437.44	

(d) "Venture" Rehabilitation Centre

Salaries	\$7,364.05	
Temporary assistance		
	\$7,364.05	
Office expense	680.84	
Travelling expense	212.51	
Medical care	3.75	
Transportation	5.79	
Heat, light, power, and water	1,950.13	
Dietary	8,124.51	
General supplies	1,354.35	
Incidentals and contingencies	458.95	
	20,154.88	

(e) Provincial Mental Home

Salaries	\$246,564.44	
Temporary assistance	60,796.57	
	\$307,361.01	
Office expense	1,355.57	
Travelling expense	222.58	
Heat, light, power, and water	33,446.48	
Medical care	4,407.61	
Dietary	90,405.86	
Laundry	467.82	
Transportation	799.92	
General supplies	13,558.52	

MENTAL HEALTH SERVICES—Continued

NOTE 163.

IN-PATIENT CARE—Continued

(e) Provincial Mental Home—Continued

Occupational and recreational therapy	\$918.64	
Incidentals and contingencies	5,077.36	
Maintenance and operation of equipment	14.34	
	\$458,032.71	
Less board	\$3,399.70	
Less rentals	2,352.00	
Less maintenance receipts	71,847.10	
	77,598.80	\$380,433.91

(f) Valleyview Hospital, Essondale

Salaries	\$1,107,409.29	
Temporary assistance	289,037.06	
	\$1,396,446.35	
Office expense	7,375.96	
Travelling expense	1,992.44	
Heat, light, power, and water	62,800.00	
Medical care	80,929.98	
Dietary	237,636.09	
Laundry	19,000.00	
Transportation	5,481.69	
General supplies	76,749.17	
Occupational and recreational therapy	1,507.14	
Council of Psychiatric Nurses for Bursary Trust Fund		
Incidentals and contingencies	3,701.28	
Office furniture and equipment	49.26	
	\$1,893,719.36	
Less board	\$7,953.00	
Less rentals	1,221.13	
Less sundry refunds	413.50	
Less maintenance receipts	435,139.60	
	444,727.23	1,448,992.13

(g) Dellview Hospital, Vernon

Salaries	\$215,801.50	
Temporary assistance	73,610.95	
	\$289,412.45	
Office expense	1,649.52	
Travelling expense	368.83	
Heat, light, power, and water	18,098.26	
Medical care	11,032.45	
Dietary	68,155.81	
Laundry	3,044.40	
General supplies	17,700.54	
Occupational and recreational therapy	493.83	
Incidentals and contingencies	4,264.19	
Transportation	53.85	
	\$414,274.13	
Less board	\$3,762.00	
Less rentals	1,228.25	
Less sundry sales	444.16	
Less maintenance receipts	144,368.93	
	149,803.34	264,470.79

Estimated Expenditure for Fiscal Year Ending March 31, 1964	SERVICE	Fiscal Year Ending March 31, 1965
MENTAL HEALTH SERVICES—Continued		
VOTE 155.		
COMMUNITY SERVICES—Continued		
(e) Mental Health Centre, Nanaimo—Continued		
Expenses:		
Code No.		
1,500	001 Office expense	1,500
5,000	202 Travelling expense	5,000
6,000	004 Office furniture and equipment	1,000
4,000	008 Medical care	4,000
400	011 Laundry	400
	021 Maintenance and operation of equipment	1,500
1,500	024 General supplies	1,000
1,000	029 Motor-vehicles and accessories	3,000
3,000	030 General expense	200
200		
52,978		50,504
	411 Less Federal health grant—salaries	32,904
30,378		
22,600	Total, Nanaimo Centre	17,600
(f) Mental Health Centre, Prince George (Code 15506)		
Salaries:		
	Medical Specialist 3	14,460
	Other employees (including psychologist, Social Worker, Nurse, and Clerical)	18,444
		(5) 32,904
Expenses:		
Code No.		
	001 Office expense	1,500
	202 Travelling expense	6,500
	004 Office furniture and equipment	6,000
	008 Medical care	4,000
	011 Laundry	400
	021 Maintenance and operation of equipment	1,500
	024 General supplies	1,000
	029 Motor-vehicles and accessories	3,000
	030 General expense	200
		57,004
	411 Less Federal health grant—salaries	32,904
	Total, Prince George Centre	24,100

Estimated Expenditure for Fiscal Year Ending March 31, 1964	SERVICE	Fiscal Year Ending March 31, 1965
MENTAL HEALTH SERVICES—Continued		
VOTE 155.		
COMMUNITY SERVICES—Continued		
(g) Expansion of Community Services (Code 15507)		
Code No.		
100,000	030 Expenditures	100,000
847,624	Total of Vote 155	986,541
VOTE 156.		
IN-PATIENT CARE		
(a) Crease Clinic (Code 15601)		
(b) Provincial Mental Hospital (Code 15602)		
(c) "Vista" Rehabilitation Centre (Code 15603)		
(d) "Venture" Rehabilitation Centre (Code 15604)		
(e) Rehabilitation and After-care Programme (Code 15605)		
(f) Valleyview Hospital (Code 15606)		
(g) Dellview Hospital (Code 15607)		
(h) Skeenaview Hospital (Code 15608)		
(i) The Woodlands School (Code 15609)		
(j) The Tranquille School (Code 15610)		
Salaries:		
Hospital employees (including Administration, Physicians, Psychologists, Social Workers, Pharmacists, Therapists, Teachers, Technicians, Nurses, Dieticians, Tradesmen, etc.)		
(3,244)		(3,266)
12,467,532		13,311,088
516,500	Less recruitment saving	496,500
11,951,032		12,814,588
Expenses:		
Code No.		
71,375	001 Office expense	76,175
27,450	202 Travelling expense	27,700
13,300	004 Office furniture and equipment	16,200
732,090	006 Heat, light, power, and water	692,450
840,350	008 Medical care	853,500
2,412,800	010 Dietary	2,388,500
91,050	011 Laundry	88,350
25,750	012 Gratuities to patients	60,650
3,100	018 Patients' library	3,400
32,500	021 Maintenance and operation of equipment	31,950
23,400	022 Transportation	27,100
858,900	024 General supplies	857,600
	025 Occupational therapy and recreational therapy	44,750
46,350	027 Audio-visual	18,000
19,700	028 Patient education	4,500
4,500	029 Motor-vehicles and accessories	31,000
31,000	030 General expense	81,350
79,850		

Estimated Expenditure for Fiscal Year Ending March 31, 1964	SERVICE	Fiscal Year Ending March 31, 1965
MENTAL HEALTH SERVICES—Continued		
VOTE 156.		
IN-PATIENT CARE—Continued		
Expenses—Continued		
	Code No.	
15,500	033 Burials	17,800
17,279,997		18,135,563
Less—		
318,412	411 Federal health grants—salaries	337,044
81,800	431 Deductions for board	79,600
45,000	432 Deductions for rent	38,450
50,000	Sundry transfers	50,000
2,105,000	406 Maintenance receipts	1,800,000
		2,305,094
14,679,785	Total of Vote 156	15,830,469
VOTE 157.		
791,004	Mental Health Care (Federal Programme)	784,923
Less allocated to—		
25,188	General Administration (Vote 153)	28,440
6,180	Division of Nursing Education (Vote 154)	6,468
31,380	Mental Health Centre, Burnaby (Vote 155)	33,760
11,880	Mental Health Centre, Victoria (Vote 155)	12,780
9,060	Mental Health Centre, Kelowna (Vote 155)	9,480
30,378	Mental Health Centre, Trail (Vote 155)	32,904
30,378	Mental Health Centre, Nanaimo (Vote 155)	32,904
318,412	Mental Health Centre, Prince George (Vote 155)	32,904
	In-patient care (Vote 156)	337,044
		526,684
328,148		258,239
	Code No.	
328,138	411 Less Federal health grants (other programmes)	258,229
10	Total of Vote 157	10
\$16,703,465	Sub-total, Mental Health Services	\$18,033,332

Estimated Expenditure for Fiscal Year Ending March 31, 1964	SERVICE	Fiscal Year Ending March 31, 1965
DEPARTMENT OF HEALTH SERVICES AND HOSPITAL INSURANCE—Continued		
HOSPITAL INSURANCE SERVICES		
VOTE 158.		
HOSPITAL INSURANCE SERVICE		
Salaries:		
\$15,000	Deputy Minister	\$16,200
11,220	Assistant Deputy Minister	11,940
12,180	Medical Consultant	14,460
10,860	Assistant Medical Consultant	11,520
9,060	Supervisor, Hospital Construction	9,480
9,780	Supervisor, Hospital Finance	10,260
9,060	Supervisor, Hospital Consultation and Inspection	9,480
9,420	Supervising Auditor	9,840
8,700	Audit Accountant 5	9,120
15,960	Two Audit Accountants 4	16,800
24,120	Four Audit Accountants 3	25,248
(3) 15,510	Four Audit Accountants 2	22,224
7,980	Administrative Assistant 3	
	Administrative Officer 3	8,400
	Administrative Officer 1	6,960
	<i>Chief Clerk</i>	
6,120	Architect 1	5,424
5,160	Engineer 4	7,320
7,560	Inspector of Hospitals and Consultant 3	7,560
40,230	Six Inspectors of Hospitals and Consultants 2	46,680
	Hospital Dietary Consultant	5,220
	Research Officer 5	8,040
6,960	Research Officer 4	
	Research Officer 3	5,916
5,070	Research Officer 2	5,220
10,470	Two Principal Clerks	11,208
5,070	Public Information Assistant	5,544
	Two Senior Inspectors, Hospital Insurance Service	12,336
11,760	Six Inspectors, Hospital Insurance Service	32,922
30,684	Six Senior Clerks	29,406
(4) 18,468	Four Clerks 3	16,992
(6) 24,348	Three Clerks 2	11,052
10,176	Thirteen Clerks 1	39,420
37,920	Clerk-Stenographer 5	4,356
4,152	Two Clerk-Stenographers 4	8,136
7,656	Five Clerk-Stenographers 3	18,900
(6) 20,430	Eleven Clerk-Stenographers 2	36,126
(9) 26,652	Clerk-Stenographer 1	
2,328	Office Equipment Operator 3	3,708
3,366	Five Office Equipment Operators 2	13,962
13,878	Supervisor, Medical Coders and Medical Records	5,424
4,800	Six Medical Coders	25,344
23,580	Coder	2,652
2,328	Four Clerk Typists 1	10,236
9,324	Five Junior Clerks	11,340
11,538	Temporary assistance	11,000
11,000		
(109) 519,878		(113) 583,376

MENTAL HEALTH SERVICES—Continued

VOTE 162.

IN-PATIENT CARE—Continued

(d) "Venture" Rehabilitation Centre

Salaries	\$9,277	
Temporary assistance	2,620	
	\$11,897	
Office expense	72	
Heat, light, power, and water	830	
Dietary	7,144	
General supplies	754	
General expense	306	
	\$21,003	
Less transfer, Vote 134 (b)—Salary Adjustments...	516	320,487

(e) Rehabilitation and After-care Programme

Salaries	\$19,585	
Temporary assistance	17,629	
	\$37,214	
Office expense	248	
Travelling expense	2,812	
Heat, light, power, and water	1,090	
Maintenance and operation of equipment	18	
General supplies	24	
General expense	555	
Medical care	41,000	
	\$82,638	
Less rent	555	82,083

(f) Provincial Mental Home

Salaries	\$270,291	
Temporary assistance	41,778	
	\$312,069	
Office expense	456	
Travelling expense	673	
Heat, light, power, and water	23,551	
Medical care	1,223	
Dietary	34,600	
Laundry	271	
Maintenance and operation of equipment	826	
Transportation	1,545	
General supplies	4,931	
Occupational and recreational therapy	315	
Audio-visual department	388	
General expense	1,388	
Burials	273	
	\$382,509	
Less sundry receipts	\$402	
Less board	560	
Less rentals	483	
Less maintenance receipts	19,765	
Less transfer, Vote 134 (b)—Salary Adjustments	12,216	347,983

(g) Valleyview Hospital, Essondale

Salaries	\$1,111,186
Temporary assistance	319,870
	\$1,431,056
	303
	246

MENTAL HEALTH SERVICES—Continued

VOTE 162.

IN-PATIENT CARE—Continued

(g) Valleyview Hospital, Essondale—Continued

Office furniture and equipment	\$518	
Heat, light, power, and water	63,550	
Medical care	100,012	
Dietary	254,483	
Laundry	19,000	
Gratuities to patients	387	
Maintenance and operation of equipment	5,001	
Transportation	27	
General supplies	85,801	
Occupational and recreational therapy	1,692	
Audio-visual department	1,005	
General expense	1,191	
Burials	1,440	
	\$1,975,931	
Less board	\$10,002	
Less rentals	1,299	
Less sundry receipts	449	
Less maintenance receipts	401,639	
Less transfer, Vote 134 (b)—Salary Adjustments	60,324	473,713
		\$1,502,218

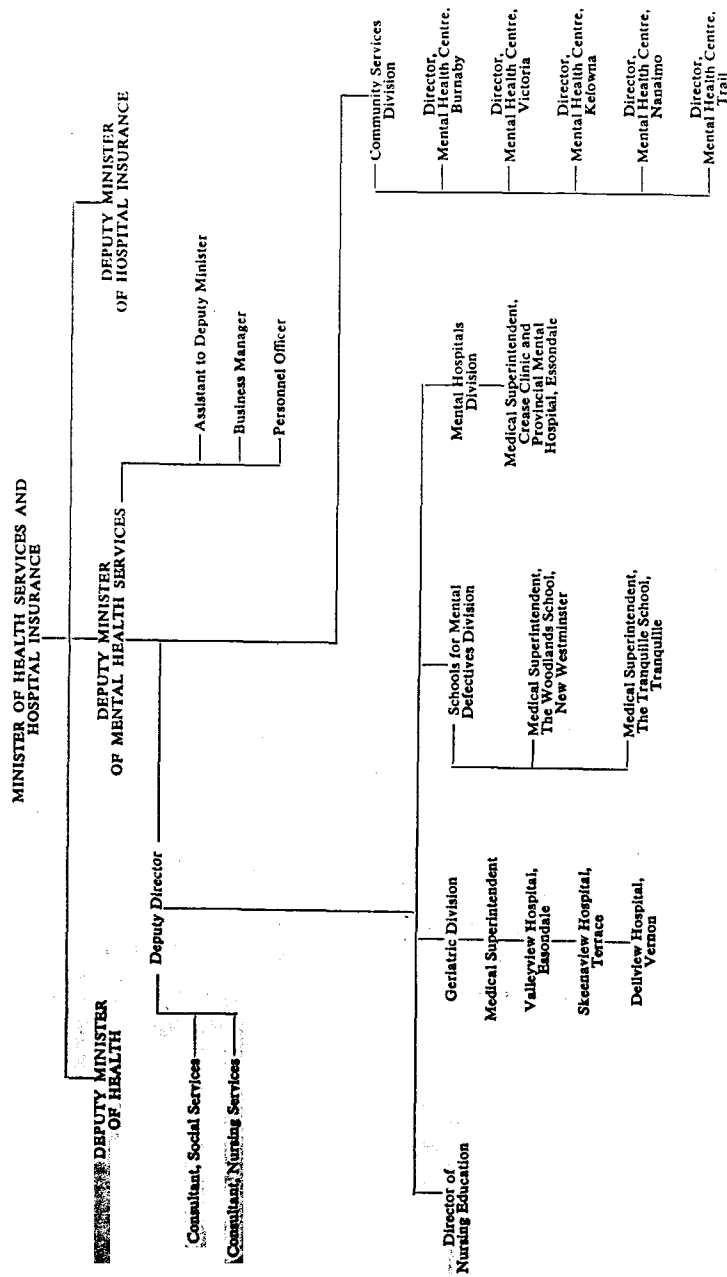
(h) Dellview Hospital, Vernon

Salaries	\$239,844	
Temporary assistance	78,549	
	\$318,393	
Office expense	1,922	
Travelling expense	389	
Office furniture and equipment	210	
Heat, light, power, and water	22,265	
Medical care	12,890	
Dietary	68,829	
Laundry	2,751	
Transportation	92	
General supplies	23,321	
Occupational and recreational therapy	112	
Audio-visual department	77	
General expense	2,054	
Burials	2,940	
	\$456,245	
Less board	\$3,507	
Less rentals	1,362	
Less sundry sales	455	
Less maintenance receipts	139,926	
Less transfer, Vote 134 (b)—Salary Adjustments	12,360	157,610
		298,635

(i) Skenaview Hospital, Terrace

Salaries	\$412,508	
Temporary assistance	81,598	
	\$494,106	
Office expense	687	
Travelling expense	645	
Office furniture and equipment	409	
Heat, light, power, and water	27,095	
Medical care	10,773	
Dietary	85,748	
Laundry	2,236	

**MENTAL HEALTH SERVICES BRANCH ORGANIZATION
AS OF MARCH 31, 1964**



**Report of Mental Health Services Branch
For the Twelve Months Ended March 31, 1964**

PART I.—GENERAL ADMINISTRATION

REPORT OF DIRECTOR OF MENTAL HEALTH SERVICES

A. E. DAVIDSON, M.D., DEPUTY MINISTER OF MENTAL HEALTH SERVICES
AND DIRECTOR OF MENTAL HEALTH SERVICES

The Mental Health Services Branch continues to provide a variety of services to mentally ill people of the Province through the various mental hospitals, schools for retarded, and mental health clinics. The work of these units is supervised and co-ordinated through the Deputy Minister's office, located at 828 West 10th Avenue, Vancouver.

The personnel of this office was augmented this year by the appointment of Dr. F. G. Tucker to the position of Deputy Director of Mental Health Services. Dr. Tucker has been employed in the Mental Health Services Branch since 1952. He is certified in the specialty of psychiatry by the Royal College of Physicians and Surgeons of Canada. He has also taken further training in administrative psychiatry at Columbia University in New York. He will report to the Deputy Minister and Director of Mental Health Services and will be responsible for the supervision of the operations of the Crease Clinic, Provincial Mental Hospital, schools for retarded, and the geriatric facilities. In addition, the Mental Health Centre in Burnaby and the Department of Nursing Education will be reporting to the Deputy Director. This reorganization of the Branch office will result in an improvement in the efficiency of operations and will provide the opportunity to offer more in the way of supervision and direct services to the units.

During the year a complete study has been made of mental health legislation in the Province, with a view to providing recommendations for changes which would encompass the most recent advances in psychiatric and mental health concepts. A new *Mental Health Act* was passed at the session of the Legislature in the spring of 1964. This Act consolidates all the features of five Acts dealing with mental health—namely, *Clinics of Psychological Medicine Act*, *Mental Hospitals Act*, *Schools for Mental Defectives Act*, *Provincial Child Guidance Clinics Act*, and *Provincial Mental Health Centres Act*.

Procedures for admission are modified to emphasize the medical reasons for the admission of a patient to hospital. Admissions to hospitals under this Act may be made either on an informal basis or on an involuntary basis, depending upon the particular circumstances of the patient whose admission is being sought.

Features of the Act are provided to encourage the development of locally operated mental health services. Provision is made to enable mental health societies to be formed, which may be authorized to undertake to operate a mental health service or a part of such service. This provision will also allow the opportunity of establishing and developing new services under the terms of this new legislation.

This Act will come into force upon proclamation.

The three units of the Geriatric Division have continued to provide services to a large number of aged patients suffering from mental symptomatology. Three hundred and thirty-three patients were admitted to these units during the fiscal year. On April 1, 1963, there were 1,257 patients in residence in these three units, whereas on March 31, 1964, 1,264 patients were in residence. There continue to be numerous requests for admission, but it has been possible to provide a variety of services to the patients requesting such admission.

The Community Services Division functioned from three areas during the past year. These clinics are centred in the Mental Health Centres in Burnaby, Victoria, and Kelowna. Each clinic provides services to the immediate community and also to the more remote areas via the travelling clinic. Altogether in these three units a total of 1,438 patients was seen for assessment and diagnosis. Of this group, 874 were adults and 564 were children. Of the total number seen for assessment 448 adults and 280 children entered into an active treatment programme, a total of 728 thus receiving treatment.

MAJOR EVENTS AND TRENDS

One of the important achievements of this year has been the closure of the Provincial Mental Home at Colquitz. This was accomplished in January of 1964. The building at Colquitz was built as a Provincial gaol in 1913. It was transferred to the Provincial Mental Health Services in 1919 to be operated as a mental hospital. It was originally organized to provide care for the "criminally insane." It provided accommodation for the care of approximately 300 patients. Over the years the nature of the patients cared for in this institution has gradually changed. Originally the more disturbed patients and those with criminal propensity were transferred to this facility, but in recent years more chronically regressed patients have been admitted. Plans were instituted in 1962 to close out the operation at Colquitz. Transfers to this institution were discontinued, and a plan to regularly move small groups of patients from Colquitz to the institutions on the Mainland was instituted. The majority of these patients were transferred to the Provincial Mental Hospital at Esson-dale. This plan proceeded steadily, and the last group of patients was transferred from the Provincial Mental Home on January 29th. As the building was originally designed for a gaol, it did not provide suitable accommodation for the provision of a modern active-treatment programme. The building was formally closed by the Minister of Health Services and Hospital Insurance in a brief ceremony on January 29th, when it was transferred to the Public Works Department.

An active rehabilitation service has been organized in the in-patient units. This service is being provided to all patients, but in particular to patients who have been in hospital for many years. In the mental hospital each patient is thoroughly assessed with a view to placement in some suitable area of training which will help to prepare him for return to the community. The various working areas throughout the hospital are organized to provide suitable placements for these patients to assist them in obtaining experience and training which will be of value to them in their rehabilitation following discharge from hospital. There has been a considerable increase in this service during this past year.

The after-care services associated with the rehabilitation programme have shown a steady increase. This service, originally centred in Venture, was transferred to the Mental Health Centre in Burnaby this year. The facilities in Burnaby are much more suitable and many additional services can be provided for the patient in after-care. At the end of March 1964 1,168 patients were registered in the after-care programme.

Another valuable service in connection with rehabilitation is the boarding-home care programme. It is operated in liaison with the Social Welfare Department and provides for the placement of patients outside hospital in supervised homes. Patients from the Provincial Mental Hospital, The Woodlands School, and Valleyview Hospital have been placed. During the year 288 patients were placed in such boarding homes. This service makes possible the earlier discharge of many patients, and in this way does assist in freeing valuable accommodation for those requiring active hospital care.

With the appointment of a Medical Superintendent and a Superintendent of Nurses at The Tranquille School, it has been possible to proceed with the opening of the Greaves Building to provide care for a group of severely mentally retarded patients with multiple handicaps. Accommodation for 100 patients was provided in this area. This building was occupied by arranging for transfers of mentally retarded patients from The Woodlands School to Tranquille. As a result, further accommodation at The Woodlands School was provided for the admission of mentally retarded from the community.

During the year extensive renovations were made in the buildings designated as Valleyview 1, 2, and 3 at Valleyview Hospital. As a result of the redistribution of patients in the hospital, it was possible to reallocate all patients occupying basement areas. Additional bed accommodation has been made available for the admission of more geriatric patients from the community.

The report of the Mental Health Centre in Kelowna provides information relative to the first full year's operation of the clinic in the Okanagan region. Prior to the development of this centre, all psychiatric services were located in the Lower Mainland in the major cities of Vancouver and Victoria. This new development represents a trend, therefore, in the provision of services in an increasing amount in other areas of the Province. The psychiatrist in such a centre has the responsibility for conducting the affairs of the Mental Health Centre and also has the privilege of conducting a limited amount of psychiatric practice on a private basis. The presence of a psychiatrist in Kelowna has made it possible to develop a psychiatric ward in the general hospital. In this way it has been possible to bring to this area the same types of psychiatric services which are available in the more concentrated communities. The development of the Okanagan region sets a pattern for the bringing of similar services to other areas of the Province. Planning is proceeding for the development of services for the Central Vancouver Island area to be centred in Nanaimo and for the Kootenay area to be centred in Trail. These centres should be opened during the next fiscal year.

GENERAL COMMENTS

The annual graduation exercises for the Department of Nursing Education were held this year in the Vincent Massey Junior High School, New Westminster, on the evening of April 24, 1963. One hundred and six student psychiatric nurses received diplomas. This total consisted of 72 women and 34 men. The graduating class was addressed by Dr. Joseph Lagey, director of research, community Chest and Council of the Greater Vancouver area. The greetings and congratulations of the Government were conveyed to the graduating class by the Honourable Eric Martin, Minister of Health Services and Hospital Insurance.

The 1963 annual meeting of the Council of Psychiatric Nurses was held on April 25, 1963. The Council of Psychiatric Nurses has established a bursary to be known as the Dr. A. M. Gee Travelling Bursary. This bursary is offered to

COMPARATIVE SUMMARY OF TOTAL PATIENTS UNDER CARE FOR MAJOR DIVISIONS OF MENTAL HEALTH SERVICES BRANCH BY FISCAL YEARS, 1954/55 TO 1963/64.

Fiscal Year	Provincial Mental Hospitals	Schools for Mental Defectives	Geriatric Division	Crease Clinic	Total
1954/55	5,051	1,263	1,292	1,606	9,212
1955/56	5,247	1,278	1,330	1,894	9,749
1956/57	5,335	1,275	1,287	1,721	9,618
1957/58	5,408	1,373	1,349	1,714	9,844
1958/59	5,377	1,481	1,373	1,744	9,975
1959/60	5,458	1,740	1,459	1,705	10,362
1960/61	5,530	1,868	1,587	1,846	10,831
1961/62	5,803	1,960	1,642	1,876	11,281
1962/63	5,853	2,023	1,677	1,912	11,465
1963/64	6,099	2,042	1,738	1,832	11,711

MOVEMENT OF POPULATION OF MENTAL HEALTH SERVICES, APRIL 1, 1963, TO MARCH 31, 1964

	Psychiatric Division			Schools for Mental Defectives			Geriatric Division			Total		
	M.	F.	T.	M.	F.	T.	M.	F.	T.	M.	F.	T.
In residence, April 1, 1963	1,724	1,383	3,107	981	725	1,706	653	604	1,257	3,358	2,712	6,070
On probation, carried forward from 1962/63	189	448	637	15	10	25	22	22	44	226	480	706
On escape, carried forward from 1962/63	4	1	5							4	1	5
Total as at April 1, 1963	1,917	1,832	3,749	996	735	1,731	675	626	1,301	3,588	3,193	6,781
Admissions—												
First admissions to Mental Health Services	1,052	989	2,041	65	50	115	171	148	319	1,288	1,187	2,475
Readmissions to different institutions	156	218	374	6	—	6	7	4	11	169	222	391
Readmissions to same institution	808	776	1,584	61	55	116	2	1	3	871	832	1,703
Total admissions	2,016	1,983	3,999	132	105	237	180	153	333	2,328	2,241	4,569
Transfers in	155	28	183	49	25	74	94	10	104	298	63	361
Total admissions to individual institution	2,171	2,011	4,182	181	130	311	274	163	437	2,626	2,304	4,930
Total under care	4,088	3,843	7,931	1,177	865	2,042	949	789	1,738	5,916	5,434	11,350
Separations—												
Discharged in full	1,875	1,937	3,812	81	63	144	15	13	30	1,971	2,015	3,986
Died	93	62	155	9	11	20	211	141	352	313	214	527
On probation but not discharged	226	411	637	14	10	24	34	37	71	274	458	732
Escaped but not discharged	4	—	4	—	—	—	—	—	—	4	—	4
Total separations	2,198	2,410	4,608	104	84	188	260	193	453	2,562	2,687	5,249
Transfers out	234	37	271	46	23	69	18	3	21	298	63	361
Total separations from individual institution	2,432	2,447	4,879	150	107	257	278	196	474	2,860	2,750	5,610
Net increase or decrease	+13	+15	+28	+68	+33	+79	+18	+11	+7	+4	+35	+31
In residence, March 31, 1964	1,656	1,396	3,052	1,027	758	1,785	671	593	1,264	3,354	2,747	6,101

Total under care for all Mental Health Services includes total as at April 1, 1963, plus the total admissions to individual institutions during the year.

MOVEMENT OF POPULATION IN INDIVIDUAL INSTITUTIONS, APRIL 1, 1963, TO MARCH 31, 1964

PSYCHIATRIC DIVISION

	Crease Clinic			Provincial Mental Hospitals				Total		
	M.	F.	T.	Essondale			Col-quitz	M.	F.	T.
				M.	F.	T.				
In residence, April 1, 1963	91	127	218	1,484	1,256	2,740	149	1,724	1,383	3,107
On probation, carried forward from 1962/63	—	—	—	189	448	637	—	189	448	637
On escape, carried forward from 1962/63	—	—	—	3	1	4	1	4	1	5
Total as at April 1, 1963	91	127	218	1,676	1,705	3,381	150	1,917	1,832	3,749
Admissions—										
First admissions to Mental Health Services	491	580	1,071	561	409	970	—	1,052	989	2,041
Readmissions to different institutions	21	38	59	135	180	315	—	156	218	374
Readmissions to same institution	230	249	479	578	527	1,105	—	808	776	1,584
Total admissions	742	867	1,609	1,274	1,116	2,390	—	2,016	1,983	3,999
Transfers in	3	2	5	152	26	178	—	155	28	183
Total admissions to individual institution	745	869	1,614	1,426	1,142	2,568	—	2,171	2,011	4,182
Total under care	836	996	1,832	3,102	2,847	5,949	150	4,088	3,843	7,931
Separations—										
Discharged in full	696	828	1,524	1,178	1,109	2,287	1	1,875	1,937	3,812
Died	3	3	6	90	59	149	—	93	62	155
On probation but not discharged	—	—	—	226	411	637	—	226	411	637
Escaped but not discharged	—	—	—	4	—	4	—	4	—	4
Total separations	699	831	1,530	1,498	1,579	3,077	1	2,198	2,410	4,608
Transfers out	33	23	56	52	14	66	149	234	37	271
Total separations from individual institution	732	854	1,586	1,550	1,593	3,143	150	2,432	2,447	4,879
Net increase or decrease	+13	+15	+28	+68	+33	+79	+7	+13	+15	+28
In residence, March 31, 1964	104	142	246	1,552	1,254	2,806	—	1,656	1,396	3,052

FINANCIAL TABLES

TABLE A.— SHOWING THE AVERAGE NUMBER OF PATIENTS IN RESIDENCE EACH YEAR, THE TOTAL AMOUNTS SPENT FOR MAINTENANCE, AND THE GROSS YEARLY AND DAILY PER CAPITA COST, 1954/55 TO 1963/64.

Institution	Average Number in Residence	Maintenance Expenditure	Yearly per Capita Cost	Daily per Capita Cost
1954/55				
The Woodlands School	1,204.60	\$1,811,848.81	\$1,504.11	\$4.22
Provincial Mental Hospital, Essondale	3,517.75	4,685,444.76	1,331.94	3.65
Provincial Mental Home, Colquitz	285.74	426,786.04	1,493.62	4.09
Home for the Aged, Port Coquitlam	527.33	739,859.92	1,403.03	3.84
Home for the Aged, Vernon	230.72	368,726.10	1,598.15	4.38
Home for the Aged, Terrace	296.42	328,553.97	1,108.41	3.04
Crease Clinic	238.63	860,673.73	3,606.73	9.88
Totals for the year	6,301.19	\$9,221,893.33	\$1,463.52	\$4.01
1955/56				
The Woodlands School	1,219.45	\$2,032,263.32	\$1,666.54	\$4.55
Provincial Mental Hospital, Essondale	3,508.79	5,377,708.34	1,532.64	4.19
Provincial Mental Home, Colquitz	285.30	428,248.27	1,501.05	4.10
Home for the Aged, Port Coquitlam	539.27	797,392.10	1,478.65	4.04
Home for the Aged, Vernon	229.62	371,438.14	1,617.62	4.42
Home for the Aged, Terrace	287.30	351,087.68	1,222.02	3.34
Crease Clinic	257.96	935,501.07	3,626.54	9.91
Totals for the year	6,327.69	\$10,293,638.92	\$1,626.76	\$4.44
1956/57				
The Woodlands School	1,232.48	\$2,246,193.06	\$1,822.50	\$4.99
Provincial Mental Hospital, Essondale	3,503.60	5,851,370.53	1,670.10	4.58
Provincial Mental Home, Colquitz	284.81	446,497.91	1,567.70	4.30
Home for the Aged, Port Coquitlam	541.83	831,370.73	1,534.38	4.20
Home for the Aged, Vernon	232.58	402,867.14	1,732.17	4.75
Home for the Aged, Terrace	288.45	350,880.96	1,216.43	3.33
Crease Clinic	232.85	996,288.31	4,278.67	11.72
Totals for the year	6,316.60	\$11,125,468.64	\$1,761.31	\$4.83
1957/58				
The Woodlands School	1,266.21	\$2,484,024.86	\$1,961.78	\$5.37
Provincial Mental Hospital, Essondale	3,410.79	5,716,745.90	1,676.08	4.59
Provincial Mental Home, Colquitz	285.36	460,863.85	1,615.03	4.42
Home for the Aged, Port Coquitlam	538.56	898,225.93	1,667.83	4.57
Home for the Aged, Vernon	231.34	395,584.86	1,709.97	4.68
Home for the Aged, Terrace	288.63	379,826.63	1,315.96	3.61
Crease Clinic	235.31	1,077,897.96	4,580.76	12.55
Totals for the year	6,256.20	\$11,413,169.99	\$1,824.30	\$5.00
1958/59				
The Woodlands School	1,377.31	\$2,968,725.50	\$2,155.45	\$5.91
Provincial Mental Hospital, Essondale	3,301.84	6,088,091.20	1,843.84	5.05
Provincial Mental Home, Colquitz	282.99	488,028.69	1,724.55	4.72
Home for the Aged, Port Coquitlam	539.13	961,921.63	1,784.22	4.89
Home for the Aged, Vernon	226.33	410,529.00	1,813.86	4.97
Home for the Aged, Terrace	282.92	386,804.84	1,367.19	3.75
Crease Clinic	236.88	1,149,344.46	4,852.01	13.29
Totals for the year	6,247.40	\$12,453,445.32	\$1,993.38	\$5.46
1959/60				
Crease Clinic	226.80	\$1,233,254.59	\$5,437.63	\$14.85
Provincial Mental Hospital, Essondale	3,135.48	6,672,849.09	2,128.17	5.81
The Woodlands School	1,395.44	3,443,231.64	2,467.49	6.74
The Tranquille School, Tranquille	53.74	400,957.24	1,461.06	20.39
Provincial Mental Home, Colquitz	283.50	523,480.74	1,846.49	5.05
Valleyview Hospital, Essondale	560.16	1,400,239.30	2,499.71	6.89
Dellview Hospital, Vernon	230.92	444,975.54	1,926.97	5.29
Skeena Hospital, Terrace	285.18	412,250.25	1,445.61	3.95
Totals for the year	6,171.23	\$14,531,211.39	\$2,356.60	\$6.43

TABLE A.— SHOWING THE AVERAGE NUMBER OF PATIENTS IN RESIDENCE EACH YEAR, THE TOTAL AMOUNTS SPENT FOR MAINTENANCE, AND THE GROSS YEARLY AND DAILY PER CAPITA COST, 1954/55 TO 1963/64—Continued

Institution	Average Number in Residence	Maintenance Expenditure	Yearly per Capita Cost	Daily per Capita Cost
1960/61				
Crease Clinic	237.72	\$1,313,678.32	\$5,526.16	\$15.14
Provincial Mental Hospital, Essondale	3,008.02	6,775,567.11	2,252.50	6.17
The Woodlands School	1,415.30	3,637,555.12	2,570.17	7.04
The Tranquille School, Tranquille	126.01	542,556.16	4,305.66	11.80
Provincial Mental Home, Colquitz	287.16	518,591.72	1,805.93	4.95
Valleyview Hospital, Essondale	695.41	1,754,500.08	2,522.97	6.91
Dellview Hospital, Vernon	232.05	448,792.02	1,934.03	5.30
Skeena Hospital, Terrace	290.70	417,856.53	1,437.41	3.94
Totals for the year	6,292.37	\$15,409,097.08	\$2,448.85	\$6.71
1961/62				
Crease Clinic	241.92	\$1,344,906.48	\$5,559.30	\$15.23
Provincial Mental Hospital, Essondale	2,824.58	6,927,591.07	2,452.61	6.72
The Woodlands School	1,351.62	3,639,782.25	2,692.90	7.38
The Tranquille School, Tranquille	250.33	657,736.27	2,627.47	7.20
Provincial Mental Home, Colquitz	284.90	507,315.85	1,780.68	4.88
Valleyview Hospital, Essondale	736.29	1,848,097.68	2,510.01	6.88
Dellview Hospital, Vernon	230.38	464,314.47	2,015.43	5.52
Skeena Hospital, Terrace	287.28	443,255.07	1,542.94	4.23
Totals for the year	6,207.30	\$15,832,999.14	\$2,550.71	\$6.99
1962/63				
Crease Clinic	236.68	\$1,371,120.17	\$5,793.14	\$15.87
Provincial Mental Hospital, Essondale	2,719.32	7,058,027.01	2,595.51	7.11
The Woodlands School	1,365.03	3,817,685.18	2,796.78	7.66
The Tranquille School, Tranquille	307.13	779,642.07	2,538.48	6.95
Provincial Mental Home, Colquitz	214.18	478,229.75	2,232.84	6.12
Valleyview Hospital, Essondale	724.07	1,939,191.04	2,678.18	7.34
Dellview Hospital, Vernon	232.55	469,458.08	2,018.74	5.53
Skeena Hospital, Terrace	296.21	441,445.13	1,490.31	4.08
Totals for the year	6,095.15	\$16,354,798.43	\$2,683.25	\$7.35
1963/64				
Crease Clinic	220.63	\$1,442,627.00	\$6,538.67	\$17.87
Provincial Mental Hospital, Essondale	2,791.99	7,534,673.00	2,698.67	7.37
The Woodlands School	1,306.35	3,916,660.00	2,998.17	8.19
The Tranquille School, Tranquille	433.92	1,077,011.00	2,482.05	6.78
Provincial Mental Home, Colquitz	94.07	414,787.00	4,409.35	14.41
Valleyview Hospital, Essondale	737.69	2,029,118.00	2,750.64	7.52
Dellview Hospital, Vernon	236.51	512,128.00	2,165.35	5.92
Skeena Hospital, Terrace	292.83	713,594.00	2,436.89	6.66
Totals for the year	6,113.99	\$17,640,598.00	\$2,885.28	\$7.90

1 Because Provincial Mental Hospital, Colquitz, was closed January 29, 1964, the daily per capita cost for 1963/64 cannot be arrived at by dividing 366 into the yearly per capita cost but is arrived at by dividing the total patient-days, 2,232,073, into \$17,640,598.

TABLE B.—SUMMARY STATEMENT SHOWING THE GROSS AND NET PER CAPITA COST OF PATIENTS IN ALL MENTAL HEALTH SERVICES INSTITUTIONS FOR THE YEAR ENDED MARCH 31, 1964.

Gross operating costs—	
Crease Clinic.....	\$1,442,627
Provincial Mental Hospital, Essondale.....	7,534,673
The Woodlands School, New Westminster.....	3,916,660
Tranquille School, Tranquille.....	1,077,011
Provincial Mental Home, Colquitz ¹	414,787
Valleyview Hospital, Essondale.....	2,029,118
Dellview Hospital, Vernon.....	512,128
Skeenaview Hospital, Terrace.....	713,594
Gross cost of all institutions.....	\$17,640,598
Less collections remitted to Treasury.....	1,751,281
	<u>\$15,889,317</u>
Daily average population.....	6,113.99
Gross per capita cost, one year.....	\$2,885.28
Gross per capita cost, one day.....	\$7.90
Net per capita cost, one year.....	\$2,598.85
Net per capita cost, one day.....	\$7.12

Revenue (Patients' Maintenance Collections) of the Mental Health Services for the Past 10 Years

1954/55.....	\$1,343,848.02	1959/60.....	\$1,821,810.53
1955/56.....	1,358,708.26	1960/61.....	1,906,847.71
1956/57.....	1,546,266.32	1961/62.....	2,150,802.56
1957/58.....	1,724,046.70	1962/63.....	2,025,854.46
1958/59.....	1,838,158.33	1963/64.....	1,751,281.00

¹ Because the Provincial Mental Home, Colquitz, was closed January 29, 1964, the daily per capita cost for 1963/64 cannot be arrived at by dividing 366 into the yearly per capita cost but is arrived at by dividing the total patient-days, 2,232,073, into \$17,640,598.

TABLE C.—EXPENSE STATEMENT OF THE CREASE CLINIC OF PSYCHOLOGICAL MEDICINE, ESSONDALE, FOR 12 MONTHS ENDED MARCH 31, 1964

Salaries, Supplies, and Operating Expenses	Net Vouchered Expenditure as per Public Accounts	Services and Supplies from Public Works Department	Actual Cost of Operation	Yearly per Capita Cost
Salaries	\$1,094,021		\$1,094,021	\$4,958.62
Office expense	4,060		4,060	16.40
Travelling expense	3,675		3,675	16.66
Office furniture and equipment	2,019		2,019	9.15
Heat, light, power, and water	25,000		25,000	118.31
Medical care	73,713		73,713	334.10
Dietary	112,242		112,242	506.73
Laundry	19,861		19,861	90.02
Gratuities	3,307		3,307	14.99
Patients' library	715		715	3.24
Transportation	640		640	2.85
General supplies	167.45		167.45	0.75
Occupational and recreational therapy	17,430		17,430	79.62
Audio-visual department	1,139		1,139	5.16
Bursary	2,271		2,271	10.28
General expenses, buildings, grounds, etc.				1.78
Rest deductions				
Sundry receipts				
TOTAL	\$1,442,627		\$1,442,627	\$4,538.61

TABLE D.—EXPENSE STATEMENT OF THE PROVINCIAL MENTAL HOSPITAL, ESSONDALE, FOR 12 MONTHS ENDED MARCH 31, 1964

Salaries, Supplies, and Operating Expense	Net Vouchered Expenditure as per Public Accounts	Services and Supplies from Public Works Department	Inventory Adjustment		Actual Cost of Operation	Yearly per Capita Cost
			Plus on Hand, Mar. 31, 1963	Less on Hand, Mar. 31, 1964		
Salaries	\$4,590,543				\$4,590,543	\$1,644.18
Office expense	51,849				51,849	18.57
Travelling expense	14,714				14,714	5.27
Office furniture and equipment	4,466				4,466	1.60
Heat, light, power, and water	343,799		\$33,006	\$12,689	364,116	130.41
Medical care	373,188		170,810	193,119	350,879	125.60
Dietary	1,083,338		95,828	110,705	1,068,461	382.99
Laundry	28,944				28,944	10.37
Gratuities	13,597				13,597	4.87
Patients' library	677				677	0.24
Maintenance and operation of equipment	12,749				12,749	4.57
Transportation	23,568				23,568	8.44
General supplies	392,947		129,142	115,316	406,773	145.69
Occupational and recreational therapy	8,757				8,757	3.14
Audio-visual department	10,039				10,039	3.60
Bursary	208				208	0.07
General expenses, buildings, grounds, etc.	5,725				5,725	2.05
Rest deductions	26,191				26,191	9.38
Sundry receipts						
TOTAL	\$6,915,178	\$656,023	\$734,378	\$339,077	\$7,334,673	\$2,698.67

TABLE G.—EXPENSE STATEMENT OF THE PROVINCIAL MENTAL HOME, COLQUITZ, FOR 10 MONTHS ENDED JANUARY 29, 1964

Salaries, Supplies, and Operating Expense	Net Vouchered Expenditure as per Public Accounts	Services and Supplies from Public Works Department	Inventory Adjustment		Actual Cost of Operation	Yearly per Capita Cost
			Plus on Hand, Mar. 31, 1963	Less on Hand Jan. 29, 1964		
	\$312,069				\$312,069	\$3,317.41
	456				456	4.85
	673		\$364		673	7.15
	23,551			\$696	23,219	246.83
	1,223				1,223	13.00
	33,836		5,480	2,500	36,816	391.37
	271				271	2.88
	826				826	8.78
	1,545				1,545	16.42
	4,931		5,264	4,150	6,045	64.26
	315				315	3.35
	388				388	4.12
	273				273	2.90
	1,388				1,388	14.75
		\$30,165			30,165	320.67
					483	5.13
					402	4.27
Total	\$380,860	\$30,165	\$11,108	\$71,346	\$414,787	\$4,409.35

Provincial Mental Home, Colquitz, closed January 29, 1964.

TABLE H.—EXPENSE STATEMENT OF THE VALLEYVIEW HOSPITAL, ESSONDALE, FOR 12 MONTHS ENDED MARCH 31, 1964

Salaries, Supplies, and Operating Expense	Net Vouchered Expenditure as per Public Accounts	Services and Supplies from Public Works Department	Actual Cost of Operation	Yearly per Capita Cost
Salaries	\$1,431,056		\$1,431,056	\$1,939.92
Office expense	8,305		8,305	11.26
Travelling expense	2,463		2,463	3.34
Office furniture and equipment	518		518	.70
Heat, light, power, and water	63,550		63,550	86.15
Medical care	100,012		100,012	135.57
Dietary	246,721		246,721	334.45
Laundry	19,000		19,000	25.76
Gratuities	387		387	.52
Maintenance and operation of equipment	5,001		5,001	6.78
Transportation	27		27	.04
General supplies	85,801		85,801	116.31
Occupational and recreational therapy	1,692		1,692	2.29
Audio-visual department	1,005		1,005	1.36
Burials	1,440		1,440	1.95
General expense	1,191		1,191	1.61
Buildings, grounds, etc.		\$62,697	62,697	84.99
<i>Less—</i>				
Rent deductions	1,299		1,299	1.76
Sundry receipts	449		449	.61
Totals	\$1,966,421	\$62,697	\$2,029,118	\$2,750.64

PART V.—PROVINCIAL MENTAL HOME, COLQUITZ

REPORT OF THE MEDICAL SUPERINTENDENT

L. G. C. d'EASUM, MEDICAL SUPERINTENDENT

The Provincial Mental Home, Colquitz, ceased to exist as of January 31, 1964. The last group of patients to be transferred to the mental health units on the Mainland was completed on January 29, 1964, and there were no patients remaining in the institution.

The building was built as a gaol in 1913. It is reported that it was used for a short time as a gaol, and during the 1914–18 war years was used as a naval brig. It is reported on fairly good authority that two murderers were hanged during the war years.

In 1919 the building was assigned to the Provincial Mental Health Services. On March 25, 1919, nine patients came over from Essondale as an advance guard, but there is no record as to who was in charge at that time. Inquiry from the Provincial Archives failed to reveal any information regarding this matter. In June of 1919 Mr. Granby Farrant took charge as supervisor. There was a general increase of patients, and at the last entry in the day book by Mr. Farrant on November 4, 1933, there were 266 patients present in the hospital. On that date Mr. F. M. Spooner took charge as supervisor and remained in office until June 30, 1941, when he was superannuated.

Following Mr. Spooner's superannuation, Mr. T. A. Morris was appointed supervisor and remained as so until he was forced to retire due to an injury occurring in 1947.

On May 1, 1947, Dr. L. G. C. d'Easum was appointed Medical Superintendent, being the first medical doctor to take charge. At that time the hospital was full to capacity—291 patients with extra beds available in the infirmary. Dr. d'Easum remained as Medical Superintendent until the close of the institution on January 31, 1964.

It has always been recognized that this building was not suitable as a mental hospital, but during the years has served its purpose well. That purpose was to relieve the Provincial Mental Hospital at Essondale of the difficult and vicious type of patient who could not be controlled by medications then available. With the advent of tranquilizers, this condition no longer prevailed, and it became easier to look after the more difficult patients.

Since April 1st the main concern of the hospital has been the transfer of patients to other mental health units on the Mainland, and I am happy to say that they all have been transferred without mishap. Excess staff has also had to be placed. This has also been accomplished except for one or two members.

The patient census on April 1, 1963, was 149. Since that time 111 patients have been transferred to the Provincial Mental Hospital, Essondale; 25 to Skeena-view Hospital, Terrace; and 12 to Valleyview Hospital, Essondale. One patient was discharged in full to his home in Norway.

The general health of the patients throughout the year was satisfactory, and there were no deaths. Drs. S. S. Avren and W. Dempsey continued to care for the medical and dental needs of the patients respectively.

During the year the Top East Ward was closed, the tailor and shoe repair shop was closed, as was also the Indoor Occupational Therapy Department. The Outdoor Occupational Therapy Department remained open, but with the gradual decrease of patients less and less therapy was carried on. However, with patient help the maintenance of the unit was carried on when and where necessary.

LAUNDRY

During the year past the steady change taking place was felt in all departments as the patients were taken to the Mainland. The Laundry Department was no exception, and the work done was reduced from 3,500 pounds per week to about 300 pounds. Mr. Devine, in charge of the laundry, is to be complimented in the way he carried on with the loss of many of his helpers.

STATISTICAL TABLES

TABLE 1.—MOVEMENT OF POPULATION, PROVINCIAL MENTAL HOME, COLQUITZ,¹ APRIL 1, 1963, TO MARCH 31, 1964

In residence, April 1, 1963.....	149
On escape, carried forward from 1962/63.....	1
Total as at April 1, 1963.....	150
Separations—	
Discharged in full.....	1
Transferred to Provincial Mental Hospital, Essondale.....	111
Transferred to Valleyview Hospital, Essondale.....	13
Transferred to Skeenaview Hospital, Terrace.....	25
Total separations.....	150

¹ This institution cared for male patients only and was closed on January 29, 1964.

TABLE 2.—RESIDENT POPULATION OF PROVINCIAL MENTAL HOME, COLQUITZ, BY MENTAL DIAGNOSIS AND AGE-GROUP, DECEMBER 31, 1963

Mental Diagnosis	Age-group (Years)										Total
	20-24	30-34	35-39	40-44	45-49	50-54	55-59	60-64	65-69	70 and Over	
Schizophrenic reactions.....	—	1	2	4	9	4	9	7	9	4	49
Manic-depressive reactions.....	—	—	—	—	—	—	—	—	—	1	1
Mental deficiency.....	1	—	—	1	—	1	—	1	—	—	4
Epilepsy.....	—	—	1	—	—	—	—	—	—	—	1
Totals.....	1	1	3	5	9	5	9	8	9	5	55

TABLE 3.—RESIDENT POPULATION OF PROVINCIAL MENTAL HOME, COLQUITZ, BY MENTAL DIAGNOSIS AND NUMBER OF PREVIOUS ADMISSIONS, DECEMBER 31, 1963.

TABLE 4.—RESIDENT POPULATION OF PROVINCIAL MENTAL HOME, COLQUITZ, BY MENTAL DIAGNOSIS AND LENGTH OF STAY, DECEMBER 31, 1963

Detailed information for the above tables may be obtained on request.

TABLE 5.—LIVE DISCHARGES FROM PROVINCIAL MENTAL HOME, COLQUITZ, BY MENTAL DIAGNOSIS AND AGE-GROUP, APRIL 1, 1963, TO MARCH 31, 1964

Mental Diagnosis	Age-group (Years)											Total
	20-24	25-29	30-34	35-39	40-44	45-49	50-54	55-59	60-64	65-69	70 and Over	
Schizophrenic disorders.....	—	1	4	5	8	12	19	19	19	15	20	122
Manic-depressive reaction.....	—	—	—	—	—	—	—	—	1	—	3	4
Paranoid state.....	—	—	—	—	—	—	—	—	—	—	1	1
Alcoholic psychosis.....	—	—	—	—	—	—	1	—	—	—	—	1
Other and unspecified psychosis.....	—	—	—	1	—	—	1	—	—	—	—	2
Syphilis and its sequelae.....	—	—	—	—	—	—	—	—	2	—	—	2
Chronic alcoholism.....	—	—	—	—	—	—	—	—	—	—	1	1
Mental deficiency.....	1	—	—	—	3	2	3	1	2	1	—	13
Chronic brain syndrome N.O.S.....	—	—	—	—	—	—	—	—	—	—	1	1
Epilepsy.....	—	—	—	—	1	—	—	—	—	—	2	3
Totals.....	1	1	4	6	12	14	24	20	24	16	28	150

TABLE 6.—LIVE DISCHARGES FROM PROVINCIAL MENTAL HOME, COLQUITZ, BY MENTAL DIAGNOSIS AND LENGTH OF STAY, APRIL 1, 1963, TO MARCH 31, 1964

Detailed information for the above table may be obtained on request.